



45RC TRACTOR

45RC TRACTOR

Stock Codes	39.R51226
Model	45RC
Full Description	KN, 45RCN Kubota WG972 EFI

Engine

Engine Manufacturer	Kubota
Horsepower	32.5
Cylinders	3
Cooling	Liquid
Fuel Capacity	6 gal (22.7 L)
Fuel Type	Gasoline

Drive System

Max Ground Speed	10 mph
Operation	Operator-On and Remote

Tires

Tires or Tracks	Dual Wheels
Tires	MTN PRO 22x11x8 in

Dimensions

Overall Length	81.5 inches (207 cm)
Overall Width	48.5 inches (123 cm)
Width with Dual Wheels	73 inches (185.5 cm)
Height (W/O Prox Antenna)	72 inches (183 cm)
Height (With Prox Antenna)	79 inches (201 cm)
Weight	2160 lbs (980 kg)
Weight with Dual Wheels	2360 lbs (1070 kg)

Remote Operations

Camera	Live Feed in RC Mode
Remote Distance	500 ft
Radio Frequency	2.4 GHz

Range of Operation

Radio	500 ft
Video	250 ft
Proximity Sensing	100 ft

All specifications subject to change without notice or obligation



The advanced 45RC platform is dual-operated, featuring both operator-on and remote control functionality, with precise electro-hydraulic controls. Built to excel in demanding work environments, the 45RC comes equipped with an industrial-grade remote and ergonomic joystick, making it the ideal choice for tasks that require durability.

Dual-operation modes in a remote control tractor like the Ventrac 45RC provide superior utility compared to a single dedicated remote unit. With the option to switch seamlessly between operator-on driving and remote control, operators can choose the best approach for various tasks, ensuring greater precision in tight, difficult, or hazardous areas. This flexibility allows for efficient handling of complex jobs that require human oversight or remote operation, optimizing both productivity and safety. Additionally, dual-operation allows the machine to be fully utilized in diverse settings, offering a broader range of applications than a dedicated remote-only system.




The new ergonomic joystick replaces the mechanical drive-link and adds new functionality and features while increasing operator comfort. Because this tractor features electric-over-hydraulic technology this has allowed for exciting new features. V-Trim is a selectable drive control that allows the operator to independently control the RPM of the engine and the full potential drive speed of the traction unit. The brand-new digital display shows real-time operational data, including a slope gauge.

Built on the same robust chassis as the trusted Ventrac 4520 tractor and retaining all its core benefits - what you've come to expect from a Ventrac will remain the same. This tractor is powerful, yet agile, designed for tough jobs while delivering the same reliability Ventrac is known for. Whether you're tackling steep slopes or precision tasks, the 45RC is engineered to handle it all.





APPROVED ATTACHMENTS FOR USE WITH 45RC

Stock Code Description

39.55110	MS, MS600 Mower SD w/ Mulch Kit	
39.55111	MS, MS720 Mower SD w/ Mulch Kit	
39.55114	MU, MU720 Mower RD	

Stock Code Description

39.55118	HQ, HQ682 Mower, Tough Cut	
39.55155	MK, MK960 Wide Area Mower	

The following is the current list of approved attachments for the Ventrac 45RC tractor as of March, 2025. This list is subject to updates as additional attachments are approved. Please check back for future additions.

