



TRIMMER HWT

Wheeled string trimmers

Grillo
AGRIGARDEN MACHINES

GRILLO designs and builds machines with man in mind, to transform your work into pleasure.



Grillo is your guarantee of quality. The company strives for continuous improvement through innovation.

Continuous improvement results in quality and reliability and this, combined with excellent customer and spare parts service, means that Grillo machines retain their value over a long period.

**Special machines to cut grass
Commercial brush-cutters with heavy duty nylon cord and large wheels, push and self-propelled.**

These machines meet the needs of both private customers and contractors who work in varied situations: gardens with trees, walls and obstacles, rough areas, kerbsides and close to flowerbeds. The design of our wheeled trimmers is fully developed in Italy at the Grillo facility, using only the highest grade material and the very latest technology to ensure quality built machines.

A Trimmer for every application!



HWT 550 Tilt



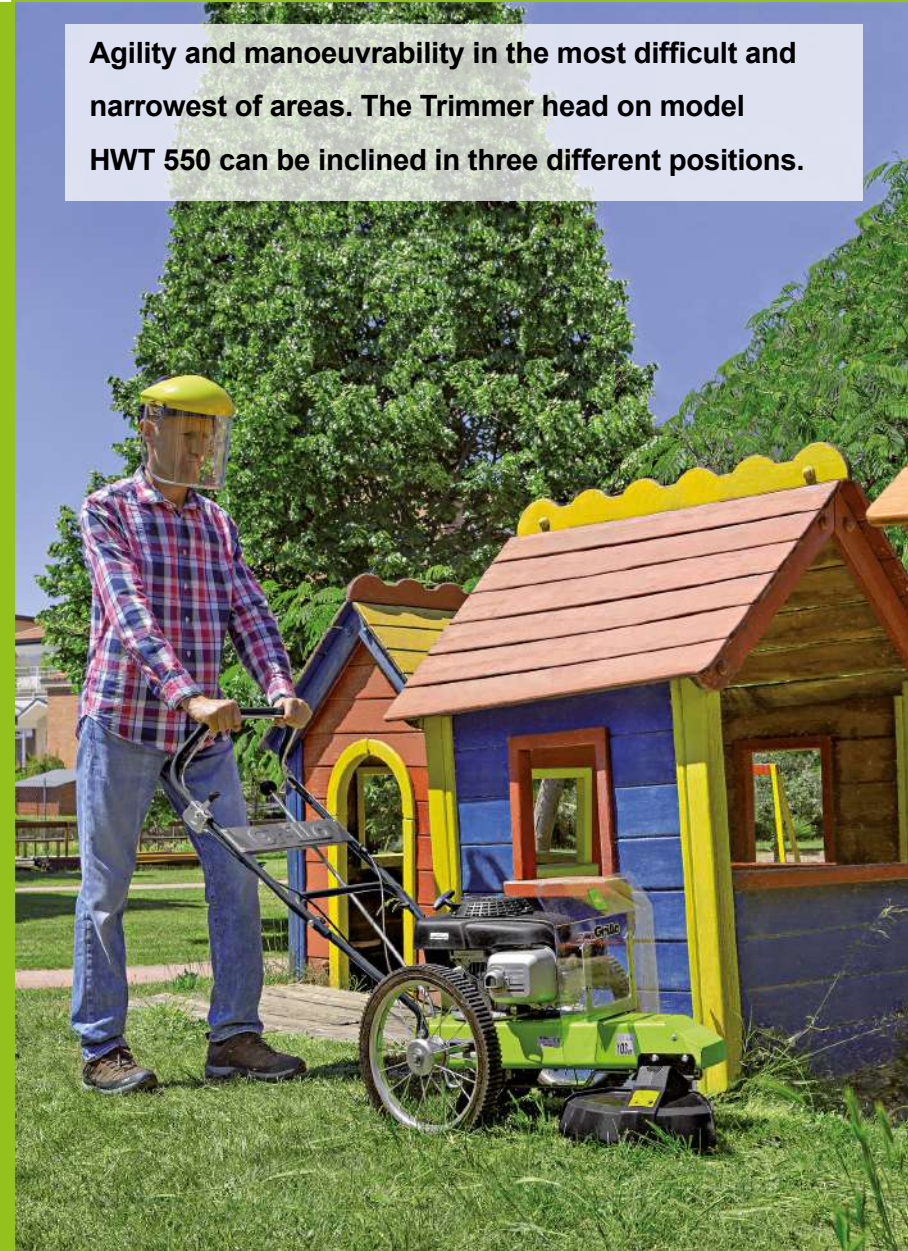
HWT 600 WD



HWT 700 Supertrac

HWT 550 Tilt

Agility and manoeuvrability in the most difficult and narrowest of areas. The Trimmer head on model HWT 550 can be inclined in three different positions.




A brush-cutter with large adjustable wheels and a 3 position trimmer head.

The **HWT 550 Tilt** is a light brush-cutter, easy to handle and push, ideal for cutting in small areas with obstacles, in rough plots and for accurate cuts where a standard lawn mower cannot work. It can also be used just as a mower in small flat areas. This Trimmer has a Honda GCV 170 petrol engine. It has a long-life high strength drive belt between the engine and its cutter head. The machine comes standard with a side guard that prevents the cut grass being thrown onto roads or driveways. Standard equipment also includes a plastic transparent guard in front of the engine and a flexible rubber strip between the wheels to protect the operator. The large wheels (which are not propelled) allow you to work close to all obstacles with agility and manoeuvrability.



The handlebar is comfortable, with a front lever to engage the cutter and a rod to change its 3 position tilting cutter head (centre right or left). The tilting positions are ideal to work close to curbs, pavements and walls. You can brush the ground and cut the grass to zero.



You can tilt the wheels to either the right or left to facilitate cutting close to edgings along the roads, walls or flowerbeds. You can get the desired inclination easily by pressing on the pedal at the bottom of the chassis.




HWT 600 WD

Brush-cutter with driven wheels

The manoeuvrability and traction of the machine allows you to work in comfort and accuracy even on slopes.

The **HWT 600 WD** is a self-propelled large wheel brush-cutter, suitable for cutting in rough areas and gardens.

The manoeuvrability and traction of this machine allow you to work in comfort and accuracy even on slopes. The machine is ideal for not only cleaning rural driveways or orchards, but also for mowing around edgings close to flowerbeds, vegetable plots or for cleaning roundabouts and kerbsides. It can also be used as a lawnmower for small gardens and in flat areas with excellent results.



FORWARD LEVER

Comfort handlebar:

the particular shape allows the operator to drive the trimmer forward with just one hand.

PTO ENGAGEMENT LEVER

PLASTIC TRANSPARENT GUARD

By reversing the cord-attachment plate you can obtain lower cutting heights.

The large driving wheels allows you to operate the machine with less fatigue and can also be used on slopes (max 25°).

FLEXIBLE RUBBER STRIP



HWT 600 WD

For comfortable and precise trimming



The **HWT 600 WD** is fitted with a Honda GCV 170, 4-stroke petrol engine with oil bath gear transmission and high strength drive belt. It's a self-propelled brush-cutter which allows comfortable working in uneven or sloping terrain. 2.5 km/h speed.

It's equipped with a comfortable handlebar and front mounted lever to engage the cutter head and a rear lever to engage the drive system.

The large rubber wheels have cleats to provide excellent grip. The cutting height is adjustable in four positions: two fast and two simply turning upside-down the cord-attachment plate.

It comes standard with several operator's protection: a steel grass guard, a transparent plastic protection in front of the engine and a flexible rubber strip between the wheels.



A stainless-steel anti-twist disc prevents vegetation from wrapping around the cutting head.



HWT 700 Supertrac

Robust with high grip on the surface

It's a robust brush-cutter, its high grip on the ground makes it easy to clean and cut in rough areas with high grass and also on steep slopes.

The **HWT 700 Supertrac** is the most performing model in the Trimmer range. It's the ideal machine for cleaning and cutting in rough areas, with high grass and in steep slopes, suited to clear undergrowth, rural driveways, vineyards and any areas that a normal mower cannot reach. It allows you to clean kerbsides, forecourts and roundabouts. In small areas it may be used as a normal mower.



Anti-slip toothed steel discs.



The anti-slip toothed steel discs provide better grip on slippery ground and on steep slopes. The fitting of the discs is easy and fast and can be done on the spot by a clip pin.

HWT 700 Supertrac

The **HWT 700 Supertrac** is fitted with a single-cylinder Kawasaki engine FJ180V KAI, OHV 170 cc, 4.5 HP, and a fuel tank with a capacity of 1.7 litres. This engine has a double element air filter for intense professional use and an anti-grass grid to keep the engine clean. The transmission consists of oil bath gears and high strength belts. It has a speed of 2.5 km/h and is a self-propelled machine, able to deal with 30° maximum slopes in any inclination thanks to the forced lubrication oil pump. The brakes on both wheels provide security and control on slopes and steep terrain. You can leave the machine on a slope thanks to its parking brake. The trimmer head will automatically stop when you release the controls.

For operator safety the standard equipment includes a steel grass guard, a transparent hard plastic protection in front of the engine and a flexible rubber strip between the wheels.

Besides having a stainless-steel anti-twist disc which prevents vegetation from wrapping around the cutting head.



The agricultural style wheels ensure high grip on the ground.

The height adjustable handlebar can be moved to either the right or left, and allows excellent control of the machine and also a comfortable work position.



Lever to adjust the handlebar.

The handlebar, in the transport and storage position, makes the machine very compact.



The saw blade, supplied as optional accessory, allows you to cut small trees up to 8 cm in diameter.

Thanks to the air filter snorkel kit, which keeps the air filter thoroughly clean, this machine can be used in a very dusty environment too.



Technical data

HWT 550 Tilt	HWT 600 WD	HWT 700 Supertrac
ENGINE: HONDA GCV 170, OHC, 166 cc 4.8 HP (3.6 kW) single cylinder 4 stroke petrol STARTER: recoil starter. FUEL TANK: 0.9 litres.	ENGINE: HONDA GCV 170, OHC, 166 cc 4.8 HP (3.6 kW) single cylinder 4 stroke petrol STARTER: recoil starter. FUEL TANK: 0.9 litres.	ENGINE: KAWASAKI FJ 180V KAI 179 cc, 4.5 HP (3.4 kW) one-cylinder, 4-stroke, petrol, forced lubrication, equipped with oil pump. STARTER: recoil starter. FUEL TANK: 1.7 litres.
	TRANSMISSION: oil bath, mechanical and single-speed. SPEED: 2.5 km/h. MAX GRADIENT: 25° in any inclination.	TRANSMISSION: oil bath, mechanical with single-speed. SPEED: 2.5 km/h. MAX GRADIENT: 30° in any inclination.
CUTTING HEIGHT: adjustable at 1.5-3-5-6 cm. CUTTING WIDTH: 60 cm. STRING: 3 mm nylon square section.	CUTTING HEIGHT: adjustable at 1.5-3-5-6 cm. CUTTING WIDTH: 60 cm. STRING: 3 mm nylon square section.	CUTTING HEIGHT: adjustable at 1.5-3-5-6 cm. CUTTING WIDTH: 60 cm. STRING: 3 mm nylon square section.
HANDLEBAR: fixed. WHEELS: 16" diameter, non-driven. WHEEL AXLE: adjustable.	HANDLEBAR: fixed. WHEELS: 16" diameter, driving wheels. WHEEL AXLE: fixed.	HANDLEBAR: adjustable and foldable. BRAKES: service and parking brake. WHEELS: tractor 3.50-8, 38 cm diameter, driving wheels. WHEEL AXLE: fixed.
STANDARD EQUIPMENT: side grass-guard protection, transparent hard plastic protection in front of the engine, flexible rubber protection.	STANDARD EQUIPMENT: steel side grass-guard protection, transparent hard plastic protection in front of the engine, flexible rubber protection, anti-wrapping disc.	STANDARD EQUIPMENT: steel side grass-guard protection, transparent hard plastic protection in front of the engine, flexible rubber protection, anti-wrapping disc, automatic cutter head brake. ACCESSORIES: Anti-slip toothed steel discs, saw disc, air filter snorkel Kit.
WHEEL TRACK: 55 cm TOTAL LENGTH: 146 cm TOTAL WIDTH: 60 cm HEIGHT: 105 cm WEIGHT: 42 kg	WHEEL TRACK: 55 cm TOTAL LENGTH: 140 cm TOTAL WIDTH: 60 cm HEIGHT: 108 cm WEIGHT: 47 kg	WHEEL TRACK: 56 cm TOTAL LENGTH: 147 cm TOTAL WIDTH: 60 cm HEIGHT: 105 cm WEIGHT: 62 kg

Beyond the product values that make Grillo machines different!



After sales service

The customer care service is aimed at giving fast and effective answers to our customers' requests.



Warranty and spare parts service A lifetime guaranteed value

High-quality components quickly available even for 30-year-old machines.

Grillo dealers

Grillo dealers will help you with quality and courtesy to make the right choice according to your needs.



www.grillospa.it
e-mail: grillo@grillospa.it

Tel. (0039) 0547.633111
Fax (0039) 0547.632011

www.grillofrance.fr
www.grilloagrigarden.co.uk
www.grillodeutschland.de
www.grilloagrigarden.ru

Dealer

In his pursuing of constant development of his products, Grillo Spa reserves for himself the right to change the technical specifications and the illustrations on this document, at any given moment and without notice and without any kind of obligation. All the pictures characteristics are not contract-binding.