



Hydrostatic BRUSH CUTTERS

Outstanding performance

Grillo
AGRIGARDEN MACHINES

GRILLO builds machines with man in mind to transform work into pleasure

Grillo has been producing special machines to cut grass under different working conditions, high-performance machines to meet the needs of the most demanding user, both for the private and the professional sector.

Each single component, from the simplest to the more complex, is of high quality and has been accurately chosen; each mechanical component, frame and cutter deck, is designed, built, painted and then assembled in the Grillo Factory Italy, using only quality materials and modern technology to ensure 100 % controlled high-quality. Assembly operations are carried out meticulously and rigorous final testing is performed by specialist staff. Each machine undergoes a final test with its engine running to ensure that all of its functions work properly.

More proof of the quality of Grillo products.



Special machines to cut grass

Grillo knows how to cope with difficult and uneven ground, slopes and narrow spaces!

A whole range of safe and efficient machines designed to cut grass, brush, bushes and woody shrubs. High-performance cutter decks at full working speed.

The hydrostatic transmission enables the operator to adjust the speed to any working condition!, Grillo special grass cutting machines have several major components and characteristics, among which are the **tractor tires, even weight distribution, differential lock, quick and easy adjustments** and a **comfortable steering position**.

The range of special machines varies from pedestrian-controlled to machines with an operator on board.

GH 7- GH 9

Hydrostatic all purpose flails

Continuously adjustable cutting height via fly-wheel

GH 7 and GH 9 are hydrostatic all purpose flails to be used on slopes and rough areas, to cut high grass, shrubs and pruning residues on slopes too. **Robust and handy machines, conceived to meet a wide range of needs such as cutting**, pruning residues, grinding leaves, maintaining horticulture plants, both in professional and domestic use. The machines can be controlled with one hand only, all controls are located on the handlebar granting greater comfort for the operator. Parking brake via pedal. **The 68 and 85-cm-wide cutting devices are fitted with a roller equipped with 16 and 20 pairs of Y-shaped blades respectively to grind leaves**, pruning residues, weeds. The cutting height is continuously adjustable and ranges from 3 to 11 cm. The machines are equipped with a hydrostatic transmission and speed ranges continuously from 0 to 6 km/h in forward gear and from 0 to 3 km/h in reverse.



GH 7 with engine GX 200

GH 9 with engine GX 270



GH 7 and GH 9 are fitted with a 3-teeth PTO coupling to connect several implements.



A support can be mount to keep the machine lifted for an easier maintenance.

Handlebar is side-and-height-adjustable to meet the needs of the operator and to allow cutting in difficult areas such as under low branches or near obstacles.

The handlebar is fitted on anti-vibration blocks.

Cutting height adjustment fly-wheel

Swinging rubber bands



100 cm front blade orientable for GH 7- GH 9



100 cm tilting and orientable front sweeper for GH 7- GH 9



- 117 cm double cutting bar
- 132 cm double cutting bar for GH 7- GH 9



60 cm weed brush for GH 9



70 cm snow thrower for GH 9

CL 62M

Useful and practical hydrostatic brush-cutter

Progressive cutting height adjustment via a hand-wheel

This **hydrostatic brush-cutter** is very useful and is suitable to **quickly and efficiently** cut high grass and bushes. **High performance is guaranteed** on uneven ground and on ground containing obstacles.

This **perfectly balanced machine** fitted with tractor tires **ensure grip** under any circumstance, and are therefore suitable both for **professionals and also the private user**. In agriculture, they are used for working in orchards and under olive trees.

When cutting on slopes **the front wheel can be locked** parallel to the rear wheels to make work easier. The cutter deck has one 62 cm diameter blade, the blade is equipped with **swinging tips** to ensure a **good mulch type cut**.

Thanks to the **hydrostatic transmission** the forward speed is continuously adjustable. The forward max speed for CL 62M is 4.7 km/h.



CL 62M
with mulching blade



The machine can be set in the vertical position, just by leaning the handlebar against the ground. **Cutter deck cleaning and maintenance** is then easily carried out.

The cutter deck is made of high grade steel, cutting height can be progressively adjusted from a minimum of 5 cm up to 11 cm via a hand-wheel.

High grass, shrubs and bushes are directed into the cutter deck and cut thanks to the special steel blade.

The cutter deck belt is self-adjusting and **is always kept level**. Solid front wheel, **puncture-proof!**



CL 62M is fitted with a OHV single cylinder petrol engine, 179 cc, 4.5 HP plus a 1,6 ltr fuel tank and **integrated oil pump**, allowing the machine to work on slopes up to 30°.



CL 62M is fitted with a single blade with swing tips suitable for working under any circumstances, highly efficient in dense high grass.



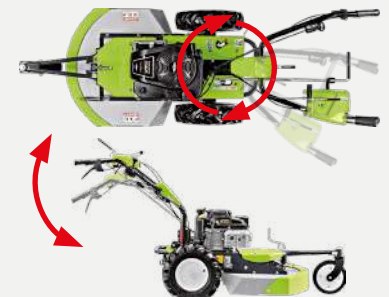
CL 62M can be fitted with anti-slip steel wheels to ensure more grip on slippery ground.



Both models have a **parking brake** for safety on slopes.

To make **movement** easier when the **engine is not running**, a lever disconnects the wheels from the transmission.

Double adjustment of the handlebar: the **height** of the handlebar can be adjusted to meet the needs of every operator and can also be adjusted laterally to make cutting easier in difficult areas such as under short branches or areas filled with obstacles.



CL 75

A versatile hydrostatic brush-cutter for working under all conditions!

Differential lock

Progressive cutting height adjustment via hand-wheel

CL 75 is a hydrostatic brush-cutter with a differential lock designed to cut high grass and shrubs even on slopes. This **perfectly balanced machine** is fitted with tractor tires to **ensure grip** under any circumstances.

The cutter deck is **always kept parallel to the ground**, it has a **single blade with swinging tips** and achieves excellent results even when mowing lawns, making this machine suitable both for the **professional and private user**.

In **agriculture**, they are used for work in orchards and under olive trees.

CL 75 cutter deck is made of high grade steel, the cutting height can be **progressively** adjusted from a minimum of 5 cm up to a maximum of 15 cm **via a hand-wheel**. All the ergonomic control levers are within the operator's reach, with handlebar adjustment levers included.



When cutting on slopes the front wheel can be locked, to make work easier. Moreover, the engine is equipped with an oil pump, to prevent the engine from possible damages when working on slopes.

Speed is selected via a lever on the handlebar and can be continuously adjusted from 0 to 6 km/h in forward gear and up to 3,5 km/h in reverse gear. **CL 75** is has a **parking brake** for safety on slopes.



CL 75 with engine GXV 390

Solid cutter deck front wheel, **puncture-proof!**



CL 75 can be set in the vertical position, just by leaning the handlebars against the ground.

Cutter deck cleaning and maintenance is then easily carried out.

Front wheel manual locking device.

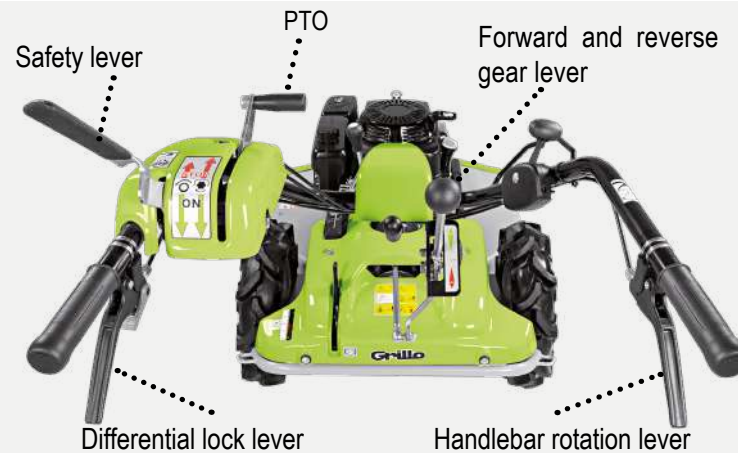


The CL 75 is fitted with a GXV 390 petrol engine. This single cylinder engine has a displacement of 389 cc and features all the latest innovations, ensuring great reliability, **low emissions, reduced consumption and vibrations plus high performance.**

Cutting on slopes and irregular grounds becomes incredibly easy. Thanks to the tractor tires, a differential lock, and a device for locking the front wheel parallel to the rear wheels.

The maximum cutting height of 15 cm is ideal when working on very irregular ground to prevent damage to the cutter deck.

The cutter blades swing tips have been especially designed to reduce noise and ensure an excellent cut even on an “English” style lawn.



Steel wheels can be used when working on very hard ground to increase adherence to the ground, whilst **twin wheels** are used when more stability on slopes is required.



Climber 7

A brush-cutter for everybody!

7.15 - 7.18

Differential lock

Service brakes on the four wheels

Hydrostatic brush-cutter with a single blade cutter deck with **differential lock and service brakes on four wheels**, ideal for cutting high grass, bushes and shrubs on slopes and irregular ground. The **Grillo Climber 7** can safely climb slopes and is very efficient in maintaining overgrown, neglected areas, agricultural areas and lawns. The extreme maneuverability, smooth steering and speed let the machine work quickly and efficiently while remaining simple and easy to operate. The single-blade cutter deck has a **cutting width of 85 cm**. The steering radius is extremely small, only **45 cm**, allowing the operator to mow in tight areas. The front axle and the tractor type tires ensure both a firm grip and traction on irregular and low-adherence ground.



Climber 7 is equipped with service brakes on the four wheels, they are engaged via pedal and those on the front wheels are fitted with anti-grass protections. Brakes ensure safety on slopes and slippery soils.

Climber 7.18
with engine Intek 7180

Climber 7.15 has a **12 HP** (15 HP gross power) petrol engine whilst the **Climber 7.18** has a **15.2 HP** (18 HP gross power) petrol engine. The 7 ltr fuel tank has a built-in fuel indicator on the cap.

Transmission consists of a hydrostatic axle with an oil cooling fan, which is necessary to improve the transmission performance by reducing its working temperature.

The **mechanical diff-lock** is standard and operated via a foot pedal. This device is indispensable for working on low-adherence slopes and in the case of extremely uneven ground.

Solid cutter deck front wheel, **puncture-proof!**

Climber 7.13 is a compact machine with a low center of gravity and perfect weight distribution, designed to ensure maximum stability and greater safety for the operator.

The low ground clearance makes the Climber 7.13 **ideal for working underneath foliage.**



Engagement of the blade is via an electric push-button situated close to the steering wheel. **The cutting height ranges from 3,5 to 8,5 cm** and can be selected from the seat by operating a lever giving 6 cutting positions. This lever also has a further transfer position which is used to raise the cutter deck from the ground.

In this position blades are automatically disengaged allowing you to easily drive over kerbs and other obstacles. The cutter decks belt is self-adjusting. The whole cutter deck is constantly kept **parallel to the ground** thereby improving the cutting quality even after many years use.

Climber 8

Innovative brush-cutter with outstanding performance

8.22

Grillo **Climber 8.22** is a hydrostatic single-blade brush-cutter featuring innovative components resulting in excellent performance. It has a **professional hydrostatic axle with integrated differential lock and service brake on the 4 wheels**, an **electromagnetic clutch**, light and **smooth steering**, a cutter deck with internal **baffles** to evenly distribute the cut grass, a wider cutting height range to make transfers and driving over kerbs and bumps easier, **bigger wheels** 3.50-6. Impressive performance on slopes and when cutting shrubs and high grass. Widely used in agriculture and ideal in vineyards, olive groves and underneath foliage. 60 cm **steering radius**. **Transfer speed** ranges from 0 up 10 km/h. The rear wheels 18x9.50-8 are comfortable and totally safe on slopes.



Climber 8.22 with engine 7220 Prof. Series OHV



Joints are fitted with grease nipples, standard rear **tow bar** and a **snow blade** available on request.

The cutter deck can be supplied with a mulch kit.

Mulching-kit



Climber 8.22 has a 7220 Professional Series **18 HP** (22 HP Gross Power) engine with 7 ltr fuel tank and a built-in fuel indicator on the cap.

The cast-iron twin-cylinder, OHV, 656 cc petrol engine combines innovative and modern solutions to ensure reliability, reduced emissions, vibrations and consumption to give exceptional performance.

The air filter can easily be accessed for quick cleaning. The Climber 8.22 **“Grillo Super Silent”** stainless steel silencer has been especially designed to drastically reduce noise emissions.

Climber 8.22 is a compact brush-cutter, with a low center of gravity and perfect weight distribution. It has been designed to ensure maximum stability, **greater safety and comfort for the operator.**

The **service brake on the 4 wheels is engaged via pedal and ensure** perfect safety when driving downhill and is fitted with anti-grass protection along with **puncture-proof** front wheels.

A **baffle** to distribute the cut grass is supplied with the machine and is stored on the cutter deck housing. It can be fixed under the cutter deck to ensure even spreading of the grass, especially on English style lawns.



The 91 cm cutter deck is very robust and fitted with reinforced baffles. The blade is engaged via an electric switch located near to the steering wheel. **The cutting height, ranging from 3,5 to 11 cm**, can be selected from the operator's seat by means of a lever. The cutter decks belt is self-adjusting.

Blades are made of a special steel and fitted with double-cutting profile swinging tips; once one side of the tip is worn out, it can be turned upside down. Such blades are of a special shape to reduce both power absorption and noise emissions.



Climber 9

Hydrostatic brush-cutters, Excellent performance!

9.22 - 9.18

This very robust single-blade **hydrostatic brush-cutter** is equipped with a **differential lock** and **service brake** on the **4 wheels** and is **ideal to cut high grass and woody type shrubs on slopes and uneven ground**.

Climber 9 can climb slopes in maximum safety and is very efficient in maintaining overgrown, neglected areas, agricultural areas as well as lawns and is highly recommended for intensive **use**. Its extreme maneuverability, smooth, light steering and fast working speed allow this machine to work efficiently whilst remaining simple and easy to operate.

Climber 9 is a compact brush-cutter with a low center of gravity and perfect weight distribution, designed to ensure **maximum stability** and greater safety for the operator **under most working conditions even on slopes**.



Climber 9.22 with engine 7220 Prof. Series OHV



Climber 9.18 with Intek engine 7180

Puncture-proof front wheels allow you work in very difficult conditions!

Climber **9.22** is equipped with an **18 HP** (22 HP Gross Power) Prof. Series **Intek 7220** petrol engine with comfort a seat, armrests and “high” roll-bar.

Climber **9.18** is equipped with a **15.2 HP** (18 HP Gross Power) Prof. Series Intek 7180 petrol engine with suspension seat and “low” roll-bar. Both engines have twin cast-iron cylinders, OHV, 656 cc and both ensure **low emissions, reduced consumption and vibrations and high performance.**

The front axle and tractor tires allow both firm grip and traction on irregular and low-adherence ground.
Climber 9 tackles steep slopes safely and easily!



The extremely tight **steering radius of 38 cm** allows the machine to move in narrow confined areas. Given its compact size Climber S9 works perfectly underneath foliage. **Climber 9 has service brake** on the 4 wheels operated via pedal to ensure safety when driving downhill. The brakes, combined with the **differential lock**, offer maximum ground adherence.



Special anti-grass protections



The 91cm single-blade cutter deck is very robust and remarkably resistant to impacts with stones. The large diameter blade shaft and the cutting transmission guarantee **reliability** even under the most demanding conditions and for **many hours** in total safety. The cutting height ranges from 3 cm to 9 cm. The blade is made of special steel and has a **low noise profile**, the swing tips of the blade are retractable in case of impact and can be turned around when one side is worn out. The cutter deck has two side protection baffles that can be raised to make maintenance and cleaning easier.

The cutter deck can be supplied with a mulch kit.

Mulching-kit

Climber 9

TOP of the 2WD range!

9.27

Climber 9.27 is the top model of the **Climber 9** range, specifically designed for the **green professional operator** aiming at **boosting productivity under the most difficult conditions**.

Its key features are a more powerful engine, higher working speed (11,5 km/h), a larger cutting deck (98 cm) equipped with more robust side baffles, bigger front and rear wheels (rear 18x8.50-8 – front 3.50-6).

These wheels increase the ground clearance to 8 cm and the max. cutting height to 13,5 cm.

The roll-bar can be tilted via two comfortable levers in seconds to help make work underneath foliage easier.
No other tools are needed!

With service brakes on the four wheels.



Progressive and assisted cutter deck height adjustment operated via a lever with an automatic lock for the chosen position. The cutter deck stops in the chosen position when the lever is released.



Climber 9.27 with engine 8270 Commercial Series OHV

Puncture-proof front wheels allow you to work in very difficult conditions!

Climber **9.27** has a 22 HP (27 HP Gross Power) 8270 Commercial Turf series petrol engine.

Climber 9.27 takes on steep slopes safely and easily!

The front wheel spindles are fitted with bearings to make the steering smoother, **the steering radius is 70 cm.**

Electromagnetic clutch.

The hydraulic oil cooling coil is larger and the **hydraulic tank**, which is located behind a side dashboard, **can be easily checked.**

Two side handlebars, a glove compartment and a 12V plug have been added to make the machine suitable for everybody. Fuses are located under the steering wheel for faster maintenance. Climber 9.27 is equipped with a mounting bar for front headlights.



Baffle to evenly distribute grass

The single-blade cutter deck has a **working width of 98 cm**. The cutting height ranges from 3,5 cm to 13,5 cm. The blade is made of special steel and has a **low noise profile**, the double-cutting tips are retractable in case of impact and can be turned around when one side is worn out. The cutter deck has two very robust side protection baffles. On the upper part of the cutting deck there is a baffle, that if positioned inside the cutter deck, evenly **distributes the grass** onto the lawn.

Climber 10

Permanent 4WD hydrostatic brush-cutter

AWD 27
AWD 22

Grillo Climber 10 AWD 22 and 10 AWD 27 are truly unique hydrostatic brush-cutters. Their permanent 4WD system and powerful engines make these machines superb on severe slopes and low-adherence ground. Remarkably efficient on high grass and up to 2,5 cm diameter shrubs, these machines are **ideal both for agricultural and professional use**. Their compact dimension has been designed to boost their performance on slopes and the Kanzaki hydrostatic transmission with differential lock on the rear wheels allow the operator to work with **maximum safety, reliability and unmatched stability under any working condition**.



AWD 27 with
engine 8270 Commercial Series OHV



AWD 22 with
engine 7220 Prof. Series OHV



The cutting height adjustment is via a lever with automatic locking of the chosen height position. The cutter deck stops in the chosen position when the lever is released. **Blades are engaged via an electric switch** located near to the steering wheel and controlled via an **electromagnetic clutch** fitted with a blade brake. The single-blade cutter deck has a working width of 93 cm for the AWD 22 and 98 cm for the AWD 27. **The progressive and assisted cutting height** range from 3,5 to a max 13,5 cm, is locked automatically in the chosen position.

This 10 cm range allows the operator to easily negotiate kerbs and obstacles and allows them to work on uneven ground. **The whole cutting system is always kept parallel to the ground**, this ensures top cutting quality even after years of service. The **blade** is made from special steel and has a low noise profile, the double-cutting tips are retractable in case of impact and can be turned around when one side is worn out. The whole structure of the cutter deck is very robust and remarkably resistant to impacts with stones. The large diameter blade shaft and cutting transmission guarantee **reliability** and total safety even under the most demanding conditions. The cutter deck has two side protection baffles that can be raised to make maintenance and cleaning easier.

Cimber 10

Unique hydrostatic brush-cutters

Continuously adjustable cutting height
Differential lock
Electromagnetic clutch
70 cm inner steering radius

Grillo Climber 10 AWD 27 is equipped with a twin-cylinder, four-stroke, **22 HP net** (27 HP Gross Power) 8270 Commercial petrol engine, whilst the **Climber 10 AWD 22** has a twin-cylinder, four-stroke, **18 HP net** (22 HP Gross Power) 7220 Professional petrol engine. Both engines are fitted with a **professional air filter** especially suitable for dusty environments and very easy to access for routine cleaning, a stainless-steel low-emission silencer, a **13-liter fuel tank** with large filler for easier refueling and a built in fuel indicator on the cap. Comfortable controls, **the forward control lever enables the operator to choose his exact ground speed.** When operating the brake pedal, the rear axle is braked and the forward lever comes back automatically to its stop position.



The roll-bar can be adjusted via two levers in seconds to allow working underneath foliage easier.
No other tools are required.

9 km/h speed for **faster transfers**. In the case of very irregular conditions, the cutter deck can be raised up **13,5 cm from the ground**.

Great driving comfort: The Climber 10 AWD 27 is equipped with a luxurious Grammer seat whose suspension can be adjusted according to the operator's weight.

In addition, the whole seat support is fitted with twin shock-absorbers.

On the Climber 10 AWD 22 there is a suspended adjustable seat to ensure **greater comfort even after a long working day**.



AWD 27 twin shock-absorber

Larger TRACTOR type wheels are fitted to achieve more adherence and greater comfort on irregular ground.

10/22 has 4.00-8 front wheels and 20×10.00-8 rear wheels.

10/27 has 16×6.50-8 front wheels and 20×10.00-8 rear wheels.

Standard puncture-proof front wheels for both models.

The front wheel axle steers **and tilts** and is equipped with a hydraulic system that combined with the differential on the rear axle guarantees permanent **drive on all four wheels** to prevent the wheels from skidding even in the tightest turns.

Thanks to **four-wheel drive** the operator can stop on slopes just by using the forward lever and can engage reverse in total safety with no wheel skidding.

The hydrostatic motors on the front axle are protected by a steel plate.


On the upper part of the **10 AWD 27** cutter deck is a baffle which, if positioned inside the cutter deck, evenly distributes the grass onto the lawn.



Attachments

During winter season, the hydrostatic brush-cutters can be good allies to free entrances and paved areas from snow. Climbers can indeed be equipped with a snow blade and the GH with a snow thrower, a snow blade and an orientable sweeper.



Accessory					
	Cutter blade	Orientable sweeper	Snow blade	Snow thrower	Weed brush
Applicable on	GH 7 - GH 9	GH 7 - GH 9	GH 7 - GH 9	GH 9	GH 9

Technical data

	Engine	Drive	Fuel tank capacity	Speed	Cutting system	Cutting width	Cutting height
GH 7	Honda GX 200 Recoil starter 196 cc, one-cylinder, 5.5 HP - 4.1 kW net power petrol air-cooled engine, oil bath air filter	Hydrostatic	3,1 L	Continuously variable from 0 to 6 km/h, reverse gear from 0 to 3 km/h	Roller with 16 pairs of Y-shaped blades	68 cm	Progressive cutting height adjustment from 3 to 11 cm through hand-wheel
GH 9	Honda GX 270 Recoil starter 270 cc, one-cylinder, 8.4 HP - 6.3 kW net power petrol air-cooled engine, oil bath air filter	Hydrostatic	5,3 L	Continuously variable from 0 to 6 km/h, reverse gear from 0 to 3 km/h	Roller with 20 pairs of Y-shaped blades	85 cm	Progressive cutting height adjustment from 3 to 11 cm through hand-wheel
CL 62M	Kawasaki FJ180V OHV with oil pump Recoil starter 179 cc, one-cylinder, 4.5 HP - 3.4 kW net power, petrol air-cooled engine, dry air filter	Hydrostatic	1,6 L	Continuously variable from 0 to 4,7 km/h, reverse gear from 0 to 3 km/h	Single blade with swinging cutting tips	62 cm	Progressive cutting height adjustment from 5 to 11 cm through hand-wheel
CL 75	Honda GXV 390 OHV Recoil starter 389 cc, one-cylinder, 10.2 HP - 7.6 kW net power, petrol air-cooled engine, dry air filter	Hydrostatic	2,1 L	De 0 a 6 km/h con variación continua y marcha atrás de 0 a 3,5 km/h	Single blade with swinging, retractable cutting tips	75 cm	Progressive cutting height adjustment from 5 to 15 cm through hand-wheel

The robust shape of both the blade and its coupling make the use of this machine efficient under all snow condition; there is no risk of damaging paved areas or sideways thanks to the blade rubber end and to its adjustable retaining springs. In addition, the “Rally” snow chains give the wheels maximum ground adherence.

The snow blade coupling support can be easily mounted on the brush-cutter and left mounted even if the snow blade is not used. No tools are needed to attach the snow blade to the coupling.



Accessory									
	Suspended seat kit	Mulching-kit	Twin-wheel kit	Rotating beacon kit	Snow chains	Snow blade coupling	Snow blade coupling	Snow blade coupling	Snow blade
Applicable on	Climber 7 Climber 8.22 Climber 9.27 Climber 10 AWD 22	Climber 8.22 Climber 9.18 Climber 9.22	Climber 9.18 Climber 9.22	Climber 9.27 Climber 10 AWD 27	GH 7 - 9 - Climber 7 Climber 8.22 Climber 9.18 - 9.22 Climber 10	Climber 7	Climber 8.22	Climber 9.18 - 9.22 Climber 10	Climber 7 Climber 8.22 Climber 9.18 - 9.22 Climber 10

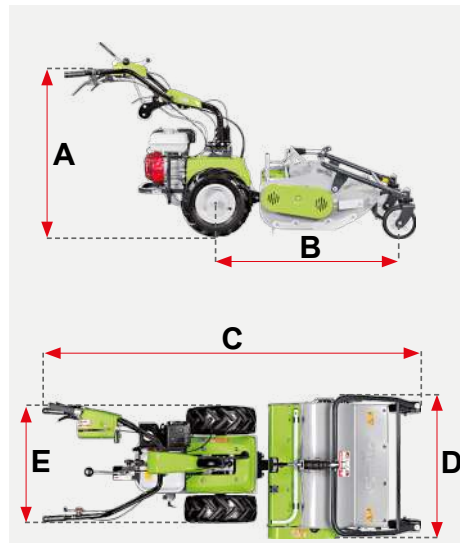
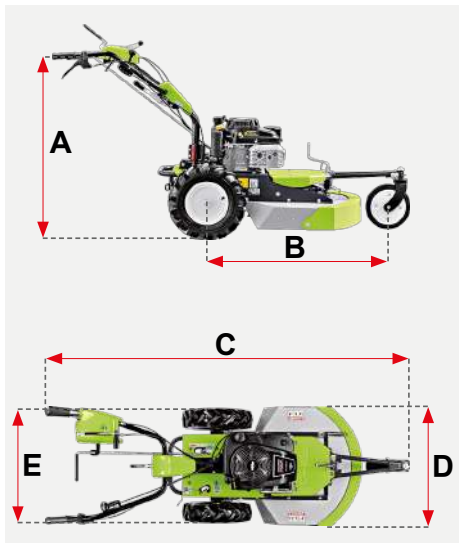
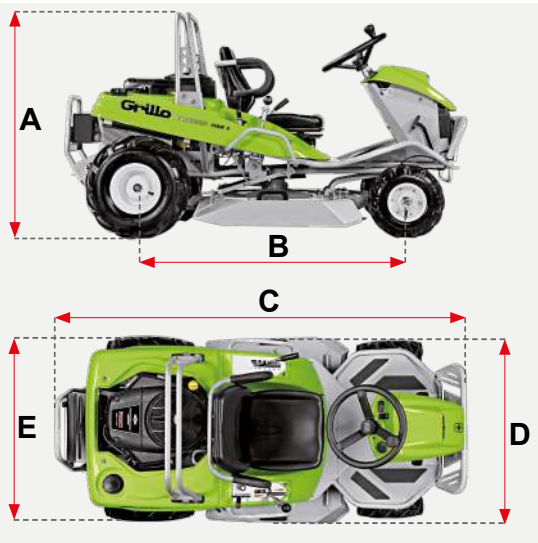
Cutting deck	Wheels	Handlebar	Hourly cutting capacity	Standard equipment	Available on demand	Weight	
Rear discharge with tilting front opening and swinging rubber bands	16x6.50-8 / 4.00-8 Tractor wheels Solid, puncture-proof front wheel	Quickly height and side adjustable handlebar	2200 m ² /h	Parking brake via pedal	Cutting bar Orientable sweeper Snow blade Snow chains Scarifier kit Grass-guard protection	148 kg	GH 7
Rear discharge with tilting front opening and swinging rubber bands	16x6.50-8 / 4.00-8 Tractor wheels Solid, puncture-proof front wheel	Quickly height and side adjustable handlebar	2200 m ² /h	Parking brake via pedal	Cutting bar Orientable sweeper Snow thrower Weed brush Snow blade Snow chains Scarifier kit Grass-guard protection	165 kg	GH 9
Rear discharge with tilting front opening	4.00-8 Tractor wheels Solid, puncture-proof front wheel	Quickly height and side adjustable handlebar	2000 m ² /h	Parking brake	Anti-slip steel toothed discs Air filter snorkel kit	98 kg	CL 62M
Rear discharge with tilting front opening	4.00-8 Tractor wheels Solid, puncture-proof front wheel	Quickly height and side adjustable handlebar	2500 m ² /h	Parking brake Differential lock	Twin-wheels Cage wheels	140 kg	CL 75

TECHNICAL DATA

	Engine	Drive	Fuel tank capacity	Clutch	Cutting system	Cutting width	Cutting height
CLIMBER 7.15	GRILLO GR 452 Electric starter with 12V battery 452 cc, single-cylinder, 12 HP (15 HP Gross Power), petrol air-cooled engine, dry air filter with interchangeable paper air cartridge	Hydrostatic 2WD Forward gear 0 - 9 km/h Reverse gear 0 - 6 km/h	7 L	Electromagnetic PTO clutch with blade brake	Single blade with swinging cutting tips	85 cm	From 3,5 to 8,5 cm, 6 cutting position plus one transfer position
CLIMBER 7.18	Briggs & Stratton Intek 7180 Electric starter with 12V battery 656 cc, double-cylinder, 15.2 HP (22 HP Gross Power), petrol air-cooled engine, dry air filter with interchangeable paper air cartridge						
CLIMBER 8.22	Briggs & Stratton Professional 7220 OHV Electric starter with 12V battery 656 cc, double-cylinder, 18 HP (22 HP Gross Power), petrol air-cooled engine, dry air filter with interchangeable paper air cartridge	Hydrostatic 2WD Forward gear 0 - 10 km/h Reverse gear 0 - 6 km/h	7 L	Electromagnetic PTO clutch with blade brake	Single blade with swinging cutting tips	91 cm	Continuously adjustable at any position from 3,5 to 11 cm
CLIMBER 9.18	Briggs & Stratton Intek 7180 Electric starter with 12V battery 656 cc, double-cylinder, 15.2 HP (18 HP Gross Power), petrol air-cooled engine, dry air filter with interchangeable paper air cartridge	Hydrostatic 2WD Forward gear 0 - 10 km/h Reverse gear 0 - 6 km/h	13 L	Electromagnetic PTO clutch with blade brake	Single blade with swinging cutting tips	91 cm	From 3,2 to 9 cm, 4 cutting position plus one transfer position
CLIMBER 9.22	Briggs & Stratton Professional 7220 OHV Electric starter with 12V battery 656 cc, double-cylinder, 18 HP (22 HP Gross Power), petrol air-cooled engine, dry air filter with interchangeable paper air cartridge						
CLIMBER 9.27	Briggs & Stratton Commercial 8270 OHV Electric starter with 12V battery 724 cc, double-cylinder, 22 HP (27 HP Gross Power), petrol air-cooled engine, CYCLONIC dry air filter with interchangeable paper air cartridge	Hydrostatic 2WD Forward gear 0 - 11,5 km/h Reverse gear 0 - 7 km/h	13 L	Electromagnetic PTO clutch with blade brake	Single blade with swinging cutting tips	98 cm	Continuously adjustable at any position from 3,5 to 13,5 cm
CLIMBER AWD 22	Briggs & Stratton Professional 7220 OHV Electric starter with 12V battery 656 cc, double-cylinder, 18 HP (22 HP Gross Power), petrol air-cooled engine, dry air filter with interchangeable paper air cartridge	Hydrostatic 4WD Forward gear 0 - 9 km/h Reverse gear 0 - 8 km/h	13 L	Electromagnetic PTO clutch with blade brake	Single blade with swinging cutting tips	93 cm	Continuously adjustable at any position from 3,5 to 13,5 cm
CLIMBER AWD 27	Briggs & Stratton Commercial 8270 OHV Electric starter with 12V battery 724 cc, double-cylinder, 22 HP (27 HP Gross Power), petrol air-cooled engine, CYCLONIC dry air filter with interchangeable paper air cartridge	Hydrostatic 4WD Forward gear 0 - 9 km/h Reverse gear 0 - 8 km/h	13 L	Electromagnetic PTO clutch with blade brake	Single blade with swinging cutting tips	98 cm	Continuously adjustable at any position from 3,5 to 13,5 cm

Wheels	Seat	Steering radius	Parking brake	Hourly mowing capacity (approx.)	Standard equipment	Weight	
Puncture-proof front Tractor wheel 3.50-6 16x6.50-8 rear wheels	Suspended seat with adjustable position	45 cm	Via lever on the rear wheels	4800 m ² /h	Differential lock Service brakes on the four wheels Roll-bar Tow bar Front headlight Fuel level indicator	250 kg	CLIMBER 7.15
				6000 m ² /h		255 kg	CLIMBER 7.18
Puncture-proof front Tractor wheel 3.50-6 18x9.50-8 rear wheels	Suspended seat with adjustable position	60 cm	Via lever on the rear wheels	7000 m ² /h	Differential lock Service brakes on the four wheels Roll-bar Tow bar Front headlight Fuel level indicator Baffle to distribute grass	290 kg	CLIMBER 8.22
Puncture-proof front Tractor wheel 3.50-6 17x8.00-8 rear wheels	Suspended seat with adjustable position	38 cm	Via lever on the rear wheels	7200 m ² /h	Differential lock Service brakes on the four wheels Roll-bar Tow bar Seat with armrests Fuel level indicator	297 kg	CLIMBER 9.18
	Suspended seat with adjustable position					311 kg	CLIMBER 9.22
Puncture-proof front Tractor wheel 3.50-6 18x8.50-8 rear wheels	Suspended seat with adjustable position	70 cm	Via lever on the rear wheels	8000 m ² /h	Differential lock Service brakes on the four wheels Tilting roll-bar Tow bar Fuel level indicator Baffle to distribute grass	358 kg	CLIMBER 9.27
Puncture-proof front Tractor wheel 4.00-8 20x10.00-8 tractor rear wheels	Suspended seat with adjustable position	70 cm	Via lever on the rear wheels	7200 m ² /h	Differential lock Service brakes on the rear wheels Tilting roll-bar Tow bar Front headlight Fuel level indicator	345 kg	CLIMBER 10 AWD 22
Puncture-proof front Tractor wheel 16x6.50-8 20x10.00-8 tractor rear wheels	Seat with suspensions, adjustable to the operator's weight Adjustable seat position	70 cm	Via lever on the rear wheels	7500 m ² /h	Differential lock Service brakes on the rear wheels Tilting roll-bar Tow bar Front headlight Fuel level indicator Baffle to distribute grass Adjustable shock-absorbing seat	385 kg	CLIMBER 10 AWD 27

Dimensions



	A cm	B cm	C cm	D cm	E cm
GH 7- GH 9	97	107	200	80-97	64
CL 62M	98	98	190	71	65
CL 75	99	112	233	85	78,5
CLIMBER 7.15	99	115	190	95	90
CLIMBER 7.18	99	115	190	95	90
CLIMBER 8.22	98	128	196,5	99	95
CLIMBER 9.18	107	119	180	99	96
CLIMBER 9.22	107	119	180	99	96
CLIMBER 9.27	122	142	206	108	104
CLIMBER 10 AWD 22	118,5	142	206	103	104
CLIMBER 10 AWD 27	118,5	142	206	108	104

Beyond the product values that make the difference!



After sales service

The customer care service is aimed at giving fast and effective answers to our customers' requests.

Warranty and Spare parts Service

Warranty and spare parts service A lifetime guaranteed value

High-quality components quickly available even for 30-year-old machines.

Grillo dealers

Grillo dealers will help you with quality and courtesy to make the right choice according to your needs.



www.grillospa.it

e-mail: grillo@grillospa.it

Tel. (0039) 0547.633111

Fax (0039) 0547.632011

www.grillofrance.fr

www.grilloagrigarden.co.uk

www.grillodeutschland.de

www.grilloagrigarden.ru

Dealer