



WALKING TRACTORS

Suitable for all year round use

Grillo
AGRIGARDEN MACHINES

The wide range of Grillo walking tractors satisfies all needs whether in the professional or domestic sector.

The first Grillo walking tractor was produced in 1953 and immediately achieved tremendous success. Since then many models have been produced. We are constantly searching for better solutions to make our walking tractors more efficient, more reliable, safer and easy to operate, satisfying even **the most demanding user**. Customers can choose from a range of 10 models covering all requirements.

As a result of our **50 year** experience in this sector, every Grillo walking tractor is equipped with an oil-bath gearbox. High precision, top-quality material, heat treatment on all the most important mechanical features, such as double-hardening for the primary shafts and lapping for the worm gears, all these features make our walking tractors unique and ensure **great reliability** over many years!

Grillo walking tractors are fitted with **engines which have the most suitable features** for operation in this market such as high torque at low r.p.m. These are the new generation engines, robust, quiet and reliable, and now even easier to start thanks to the latest technical advances which require less effort, plus reduced emissions and fuel consumption. If the working environment is exceptionally dusty then some engines are equipped with an oil-bath filter.




G 45



G 46



G 52



G 55



G 84



G 85d



G 107d



G 108



G 110



G 131 BC

Grillo walking tractors can be used with a wide range of front or rear attachments.

Grillo walking tractors are **perfectly balanced** thanks to their low centre of gravity and even weight distribution. Optimum manoeuvrability is ensured even for the heaviest and more powerful models, thereby avoiding too much effort on the operator.

All Grillo machines are designed to ensure greater safety while working.

The **active coupling** designed by Grillo guarantees such safety. It completely stops the machine if the operator releases the handlebar by mistake. In addition, this clutch allows the engine to keep running ensuring greater flexibility should the operator need to stop work for a short period. The active coupling or active clutch is standard on all Grillo walking tractors. The forward and PTO controls are independent from each other, allowing you to disengage the PTO while moving forward thus ensuring maximum safety during transport. Moreover each Grillo walking tractor is equipped with a safety device that prevents the rotary tiller from turning when reverse gear is engaged.

Grillo walking tractors are amazingly versatile!

The rotary tiller is not the only attachment that can be fitted to our walking tractors. There is a **wide variety of front or rear implements** that can be connected thanks to the reversible handlebar. See pages 22 and 25 of this catalogue for more details.



G 45

The contra-rotating tiller is ideal for heavy soil!

Gear 1 + 1 reverse
Contra-rotating tiller

G 45 is a compact walking tractor ideal for working in narrow spaces both in horticulture or gardens.

Perfectly balanced, it is fitted with a gearbox in oil-bath and a forward and a reverse gear.

Due to several devices it is equipped with, this walking tractor can be **safely used by the inexperienced** too.

The contra-rotating tines till even the hardest soil in spite of its compact dimensions and light weight.

The tines and wheels move in opposite direction allowing the walking tractor to perfectly adhere to the ground enabling the user to work with minimum effort. **There is no need to push down hard on the handlebar**, just allow the walking tractor to move forwards under its own power.



The G 45 is ideal for tilling in narrow confines thanks to its **compact dimension** and superb manoeuvrability.



- Oil-bath gearbox
- Shock-absorbing and adjustable handlebar
- Control levers with active coupling
- Quick gear-inverter through lever
- Maximum operator's safety

The G 45 comes with a 196 cc, 5.5 HP petrol engine,, and it is fitted with a robust engine guard.

The tiller is 50 cm and its tempered steel tines have a diameter of 26 cm. **Tiller and wheels move in the opposite direction to each other** allowing the walking tractor to adhere even to the most demanding heavy soil. The tiller is fitted with protective shear pins.



Tilling depth can be changed into two different positions by adjusting the rear skid. However, a greater till depth can be achieved by removing this skid if required.



Forward gear with **active coupling**: when the lever is released the wheels stop immediately whilst the engine keeps on running. Forward gear and PTO are engaged independently from each other. A **safety device** prevents the tiller from being activated when reverse gear is engaged.

PTO lever with active coupling

Forward lever with active coupling

Reverse gear.....



The furrower can be mounted behind the tiller to obtain perfect furrows for seeding or irrigation.

Handlebar height-adjustment lever



G 46

With contra-rotating tiller, suitable for professional use in both horticulture

Gear 1 + 1 reverse
Contra-rotating tiller

Grillo G 46 is an **innovative** walking tractor, ideal in horticulture and gardening.

Thanks to its compact dimensions, it works easily in narrow spaces.

G 46 is **perfectly balanced**, fitted with an oil-bath gearbox with one forward gear and one reverse gear.

It is equipped with a **new control system**, easy and intuitive.

A very comfortable lever is used to shift from the forward to the reverse gear.

In spite of its **reduced weight and dimensions**, the contra-rotating tiller grinds even the hardest soil.

One hand is enough to till with the G 46, the **contra-rotating tiller** allows the walking tractor to perfectly adhere to the ground.



G 46 is ideal for tilling in narrow confines thanks to its **compact dimensions** and superb manoeuvrability.



- Oil-bath gearbox
- Side and height-adjustable handlebar
- Active coupling
- Quick gear-inverter via lever
- Maximum operator's safety



and gardening.

G 46 comes with a 196 cc, 5.5 HP petrol engine, that is fitted with a robust engine guard.



Tines and wheels move in opposite directions to each other allowing the walking tractor to perfectly adhere to the ground and therefore enabling the user to work with the minimum effort.

The tiller is 50 cm and its tempered steel tines have a diameter of 26 cm. The tiller housing is made up of cast iron.

Tilling depth can be changed into 4 different positions by adjusting the rear skid. This skid is very useful when tilling sandy or soft soils because it prevents the tiller from sinking excessively into the ground.



The furrower can be mounted behind the rotary tiller to obtain irrigation or seeding furrows. The outcome will fully satisfy your requirements.

Forward gear and PTO are engaged independently from each other. G 46 is equipped with an **active coupling**, ensuring therefore maximum safety and handiness. When the lever is released the wheels stop immediately whilst the engine keeps on running. This Grillo active clutch guarantees **perfect safety at work**.

G 46 is equipped with a lever that disconnect the wheels from the gearbox, making therefore transfers easier **when the engine is off**.



G 52

Ideal for both horticulture and gardening!

Gear 1 + 1 reverse
Quick coupling

The G 52 is a compact walking tractor with reversible handlebar suitable for working in limited space both in horticulture or gardens. It is equipped with a two-speed gearbox in oil-bath with forward and a reverse gear.

This walking tractor is comfortable, easy to use and safe. **Several rear and front attachments** can be connected thanks to its 180° reversible handlebar: rotary tiller, cutter bars, rotary cutter and many others.

Such attachments are connected through a **quick coupling** with no need to use tools.

It is possible to achieve greater stability on slopes by widening the wheel track from 10 up to 17 cm using the appropriate Grillo wheel extensions.



- Oil-bath gearbox
- Side and height-adjustable, reversible handlebar mounted on shock-absorbers
- Control levers with active coupling
- Quick gear-inverter through lever
- Maximum operator's safety



The G 52 with front sweeper



The G 52 with rotary cutter

G 52 is a “multi-purpose” walking tractor, ideal to till the soil in confined spaces thanks to its **compact dimensions** and great manoeuvrability.

The G 52 is fitted with a 196 cc , 5.5 HP petrol engine, which is equipped with a strong engine protection guard.

The tiller is 50 cm and adjustable, the tempered steel tines have a diameter of 26 cm. Thanks to its “all enveloping hood” the soil is kept inside and finely tilled.



The tilling depth is adjusted using the comfortable outer lever. To achieve better results adjust the central knife into three different positions: for hard, medium or soft/sandy soil.



The G 52 is a versatile walking tractor! There is a wide variety of front and rear attachments that can be connected. You can find the attachment list on pages 22 -25 of this catalogue.



The G 52 is fitted with a **quick coupling** as standard, allowing you to easily and rapidly change implements. The attachment is locked to the walking tractor by turning a lever, other tools are not necessary.

Forward gear with **active coupling**: when the lever is released, the wheels stop immediately whilst the engine keeps on running. Forward gear and PTO are engaged independently from each other via active command. A safety device prevents the tiller from being activated when reverse gear is engaged.



G 55

Versatile and robust walking tractors with a quick coupling as a standard feature.

Gears 2 + 2 reverse
Quick coupling

The **G 55** is a walking tractor suitable for working in medium-sized areas. It is equipped with a four-speed gearbox in oil-bath with two forward and two reverse gears. This comfortable and safe walking tractor can be used with **several rear or front-mounted attachments. Its handlebar can be reversed** through 180° via a lever. The attachments are connected through a **quick coupling** (standard feature) with no need to use tools. A ploughing kit for this model is also available. It contains large diameter wheels, adjustable extensions, 180° turn-wrest plough and weights. A greater stability on slopes can be achieved by widening the wheel track from 12 up to 24 cm using the appropriate Grillo wheel extensions.



- Oil-bath gearbox
- Side and height-adjustable, reversible handlebar mounted on shock-absorbers
- Active clutch
- Maximum operator's safety



G 55 fitted with tiller

G 55 with plough kit

The G 55 can be fitted with 196 cc, 5.5 HP petrol engines, all of them come with a strong front bumper .

The tiller is 58 cm and adjustable, the tempered steel tines have a diameter of 26 cm. Thanks to its “all enveloping hood” the soil is kept inside and finely tilled.



The tilling depth is adjusted using the comfortable outer lever. To achieve better results adjust the central knife into three different positions: for hard, medium or soft/sandy soil.



G 55 with mower deck




The G 55 is a versatile walking tractor! There is a wide variety of front and rear attachments that can be connected. You can find the attachment list on pages 22 - 25 of this catalogue.



The G 55 is equipped with a **quick coupling** as standard, allowing you to easily and rapidly attach implements. The attachment is locked to the walking tractor by turning a lever, no mounting bolts are needed.



Active clutch: when the lever is released, the wheels and the attachment stop immediately whilst the engine keeps on running. Forward gear and PTO are engaged independently from each other. A **safety device** prevents the tiller from being activated when reverse gear is engaged.



G 84

Simple, essential, robust.

Gears 2 + 2 reverse
Flanged coupling

The G 84 is ideal for vegetable plots, orchards and many other applications.

It has a simple but very **robust** structure, suitable for any kind of soil.

It is equipped with a four-speed gearbox in oil-bath with two forward and two reverse gears.

Several **front and rear attachments** can be used (thanks to its 180° reversible handlebar) such as a rotary tiller, cutter bar and furrower. These attachments are connected through a solid **flanged coupling**.



- Oil-bath gearbox
- Side and height-adjustable, reversible handlebar mounted on shock-absorbers
- Active clutch
- Quick gear-inverter through lever
- Maximum operator's safety



G 84 with cutter bar

G 84 fitted with tiller

The G 84 can be fitted with a 196 cc e 5.5 HP petrol engine, equipped with a strong front bumper.

Two rotary tillers are available for the G 84.

Adjustable tiller with standard rotation. The tilling depth is adjusted using the comfortable outer lever. To achieve better results adjust the central knife into three different positions: for hard, medium and soft/sandy soils.



Double rotation tiller.

The double rotation tiller combines the advantages of both the standard and the contra-rotating tiller. The double rotation tiller is equipped with a control to change the rotations of the tines, making it therefore possible to till any kind of soil (hard soil as well as soft and sandy soil). The “floating” tines perfectly till the soil both in standard and contra-rotation system.




All the tillers available have a robust cast-iron carter and are fitted with an “all enveloping hood” so that the soil is kept inside and thinly tilled.



Active clutch: when the lever is released the wheels and the attachment stop immediately whilst the engine keeps on running. Forward gear and PTO are engaged independently from each other. A **safety device** prevents the tiller from being activated when reverse gear is engaged.

Handlebar rotation Active clutch



G 85d

Versatile and robust.

Gears 2 + 2 reverse

Flanged or quick coupling

Differential lock

The **G 85d** is ideal for use in horticulture, orchards, vegetable gardens or large to medium-sized gardens. This model is equipped with a differential lock and a four-speed gearbox in oil-bath with two forward and two reverse gears. Due to several devices it is fitted with, this walking tractor can be **safely used**. Several front and rear attachments can be used thanks to its 180° reversible handlebar such as a rotary tiller, cutter bar, all purpose flail, snow thrower and many others. These attachments are connected through a solid **flanged coupling** or through a **quick coupling** available as an extra. A plough kit is available too containing larger wheels, adjustable extensions, 180° turn-wrest plough and weights. A greater stability on slopes can be achieved by widening the wheel track up to 25 cm max. using the appropriate fixed or adjustable Grillo wheel extensions.



- Oil-bath gearbox
- Side and height-adjustable, reversible handlebar mounted on shock-absorbers
- Active clutch
- Quick gear-inverter through lever
- Maximum operator's safety



G 85d with plough kit



G 85d with rotary cutter

G 85d with petrol engine and tiller

The **quick coupling**, (available as an extra) enables the operator to easily and rapidly attach implements, no tools needed.

G 85d is equipped with powerful petrol and diesel engines, from 265 cc to 349 cc (7,5 - 8,3 HP) available both with recoil and electric starter.

These engines are all fitted with a strong front bumper and engine hood.



Diesel engine

For the G 85d there are **3 rotary tillers available.**

Adjustable tiller with standard rotation. The tilling depth is adjusted using the comfortable outer lever. To achieve better results adjust **the central knife** into three different positions: for hard, medium and soft/sandy soils.


The adjustable contra-rotating tiller. This tiller has tines and wheels moving in opposite directions to each other. This keeps the walking tractor perfectly adherent to the ground and allows the operator to till more efficiently with minimum effort, This tiller is particularly suitable for hard soils

Double rotation tiller. The double rotation tiller combines the advantages of both the standard and the contra-rotating tiller. The double rotation tiller is equipped with a control to change the rotations of the tines, making it therefore possible to till any kind of soil (hard soil as well as soft and sandy soil). The "floating" tines perfectly till the soil both in standard and contra-rotation system.

G 85d is a versatile walking tractors! There is a wide variety of front or rear attachments that can be connected. You can find the attachment list on pages 22 - 25 of this catalogue.



G 85d model is fitted with a **differential lock.** When the differential lock is engaged a straight and even forward movement is achieved, which makes the work far easier. The differential lock lever is comfortably located on the handlebar.



• Handlebar rotation lever

Active clutch: when the lever is released the wheels and the attachment stop immediately whilst the engine keeps on running.

Forward gear and PTO are **engaged independently** from each other. A safety device prevents the tiller from being activated when the reverse gear is engaged.

The brakes (an optional extra) are useful when working on slopes and also make steering easier, especially with the heaviest attachments such as the all purpose flail. The brakes are engaged through two levers located on the handlebar and are equipped with a locking device so that they can also act as parking brakes.



G 107d

Exceptional performances, amazing versatility and great safety.

Gears 3 + 3 reverse

Flanged or quick coupling

Differential lock

The **G 107d** is a walking tractor equipped with reversible handlebar and is ideal for use in large areas. It is equipped with a six-speed gearbox in oil-bath with **three forward and three reverse gears**. The **differential lock** is a standard feature on the G 107d. It is equipped with an **automatic reverse gear lever**, which reverses the forward movement of the walking tractor when the handlebar is turned of 180°. **This reverse gear lever is comfortably located on the handlebar**. Thanks to the reversible handlebar a great variety of front or rear attachments can be connected to it, making it a really versatile machine. The attachments are connected via a solid **flanged coupling** or via a **quick coupling** available as an extra, with no need to use bolts. A plough kit for this walking tractor is available too containing larger wheels, adjustable extensions, 180° turn-wrest plough and weights. A greater stability on slopes can be achieved by widening the wheel track up to 25 cm max using the appropriate fixed or adjustable Grillo wheel extensions.

- Oil-bath gearbox
- Side and height-adjustable, reversible handlebar
- Active clutch
- Reverse gear lever on the handlebar
- Quick gear-inverter through lever (when handlebar is turned 180°)
- Maximum operator's safety



G 107d with diesel engine and tiller



G 107d with flail mower



G 107d with sweeper

The **quick coupling**, available as an extra, enables the operator to easily and rapidly attach implements with no tools needed.

The G 107d is equipped with powerful petrol and diesel engines, from 265 cc to 441 cc (8.3 - 11 HP), available with both recoil and electric starter. These engines fitted with a strong front bumper and engine hood.



Petrol engine

For the G 107d there are **3 rotary tillers available**.

The adjustable tiller with standard rotations.

The tilling depth is adjusted using the comfortable outer lever. To achieve better results adjust **the central knife** into three different positions: for hard, medium and soft/sandy soils.

The adjustable tiller with bigger tines and standard rotation

This rotary tiller is equipped with more robust tines of larger diameter to work deeper. It can be attached to the G107d with diesel engine and 5.00-10 wheels only.

The adjustable contra-rotating tiller.

The contra-rotating tiller has tines and wheels moving in opposite directions to each other. This keeps the walking tractor perfectly adherent to the ground and allows the operator to till more efficiently with minimum effort. This tiller is recommended for hard soils.



G 107d is a versatile walking tractor! There is a wide variety of front and rear attachments that can be connected. You can find the attachment list on pages 22 - 25 of this catalogue.



The differential lock: When the differential lock is engaged a straight and even forward movement is achieved, which makes the work easier. The differential lock lever is comfortably located on the handlebar.

The reverse gear lever is located on the handlebar.



Active clutch: when the lever is released the wheels and the attachment stop immediately whilst the engine keeps on running.

Forward gear and PTO are engaged independently from each other. A **safety device** prevents the tiller from being activated when the reverse gear is engaged.

Handlebar rotation lever.

The brakes, available as an option, are useful when working on slopes and make the steering easier, especially with the heaviest attachments such as the all purpose flail. The brakes are engaged via two levers located on the handlebar and are provided with a locking device so that they can also act as parking brakes.



G 108-G 110

Powerful and versatile. Differential lock and brakes as standard features.

Gears 3 + 3 reverse
Flanged or quick coupling
Differential lock
Brakes as standard feature

The **G 108** and **G 110** are suitable for horticulture, gardening, orchards and vegetable gardens. They can be equipped with several different engines, the most powerful ones being on the G 110 model. These machines are **well-balanced** and equipped with a six-speed gearbox in oil-bath with three forward and three reverse gears and differential lock. Due to several devices it is equipped with, such as the active clutch and the automatic decelerating device in reverse gear, this walking tractor **allows maximum safety to the user**. Thanks to the 180° reversible handlebar a great deal of front and rear attachments can be used. A plough kit is available too containing larger wheels, adjustable extensions, 180° turn-wrest plough and weights. These attachments are connected via a solid **flanged coupling** or through a **quick coupling**, available as an extra, with no tools needed. **The automatic reverse gear lever** reverses the forward movement of the walking tractor when the handlebar is turned 180°. A greater stability on slopes can be achieved by widening the wheel track up to 25 cm max. using the appropriate fixed or adjustable Grillo wheel extensions.



These are innovative and manoeuvrable walking tractors, conceived for the most demanding users!

- Oil-bath gearbox
- Side and height-adjustable, reversible handlebar mounted on shock-absorbers
- Active clutch
- Reverse gear lever on the handlebar
- Max. speed 5 km/h
- Automatic decelerating device in reverse gear
- Quick gear-inverter through lever (when handlebar is turned 180°)



The **flanged coupling** for attachments is made of steel, the PTO shaft has a 25 mm diameter and three-tooth coupling. The **quick coupling (an optional extra)** enables the operator to easily and rapidly attach implements. No tools are needed.

The G 110 with diesel engine and tiller.

G 108 is equipped with a 270 cc (8.4 HP) petrol engine with recoil starter.

G 110 can be equipped with a petrol engine with recoil starter or a **diesel engine** with electric starter, ranging from 389 cc to 441 cc (11 - 11.7 HP). All of these engines are equipped with a strong front bumper. The petrol engines are also fitted with a removable engine weight.



G 108 petrol

Active clutch: when the lever is released the wheels and the attachment stop immediately whilst the engine keeps on running.



The adjustable tiller with standard rotation is available for both G 108 and G 110. **The tilling depth** can be adjusted using the lever positioned outside the tiller hood. For better results the skid positioned **at the centre of the hoes** can be adjusted according to the kind of soil, hard or sandy/soft soils.

The adjustable tiller with bigger tines and standard rotation is only available for G 110.

The peculiar difference is to have more robust tines and a larger diameter to work deeper.

The adjustable contra-rotating tiller is available for both G 108 and G 110.

Grillo Contra-rotating tillers have tines and wheels moving in opposite directions to each other. This keeps the walking tractor **perfectly adherent to the ground and allows the operator to till more efficiently with minimum effort.**

The differential lock: When the differential lock is engaged a straight and even forward movement is achieved, which makes work easier. The differential lock lever is comfortably located on the handlebar.



The reverse gear lever is located on the handlebar. When the reverse gear is engaged the automatic decelerating device activates and slows down the machine.

Right brake

Left brake

Handlebar rotation lever

The G 108 and G 110 are really versatile walking tractors! There is a wide variety of front or rear attachments that can be connected. You can find the attachment list on pages 22 - 25 of this catalogue.



The brakes are a standard feature on the G 108 and G 110 models and are useful when working on slopes and make steering easier, especially with the heaviest attachments such as the all purpose flail or the power harrow. The brakes are engaged alternately via two levers located on the handlebar and are fitted with a locking device so that they also function as parking brakes. The drums are machined with a spindle-turning device to ensure perfect braking.



G 131 BC

Strength and outstanding performances.

The **G 131 BC** is suitable for horticulture and gardening, orchards and vegetable gardens and large areas. **It is a perfectly well-balanced machine**, equipped with a six-speed gearbox in oil-bath with four forward and two reverse gears and a differential lock. Due to several devices it is equipped with, this walking tractor **allows maximum safety to the user**. Thanks to the 180° reversible handlebar a great deal of front or rear attachments can be used with this walking tractor such as rotary tillers, cutter bars, rotary cutters and all purpose flails, snow throwers and many others. The attachments are connected via a solid **flanged coupling**. A plough kit for this model is available containing larger wheels, adjustable extensions, 180° turn-wrest plough and weights. To make transportation of this model easier when the engine is not running, it is possible to disengage the wheel axle. A greater stability on slopes can be achieved by widening the wheel track up to 25 cm max. using the appropriate fixed or adjustable Grillo wheel extensions.

Gears 4 + 2 reverse
Flanged coupling
Differential lock



- Oil-bath gearbox
- Side and height-adjustable, reversible handlebar
- Active clutch
- Wheel axle can be disengaged
- Maximum operator's safety



The G 131 BC with plough kit



The G 131 BC with double-stage snow thrower


The G 131 BC with tiller

G 131 BC is equipped with a 479 cc, 14 HP (16*) petrol engine with both recoil and electric starter, which is delivered standard with a robust bumper plus weight.

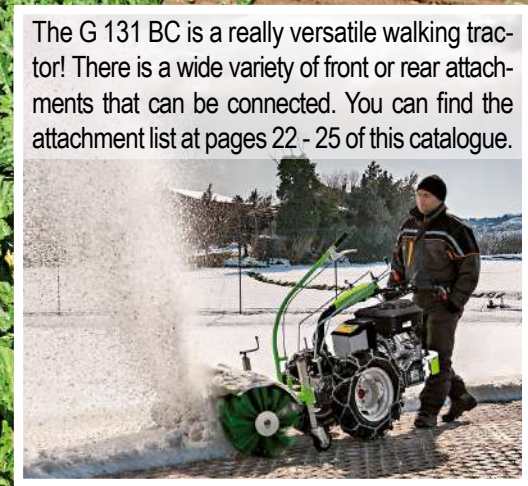
Both available **tillers** are equipped with a cast-iron carter, they are 70 cm standard and adjustable at 55 cm and 85 cm by adding extensions.

Their tempered-steel tines have a diameter of 32 cm for the 4-tines tiller and of 36 cm for the 6-tines tiller.

Thanks to its **“all enveloping hood”** the soil is kept inside and thinly tilled.




The tilling depth is adjusted using the comfortable outer lever. To achieve better results adjust **the central knife** into three different positions: for hard, medium and soft/sandy soil.



The G 131 BC is a really versatile walking tractor! There is a wide variety of front or rear attachments that can be connected. You can find the attachment list at pages 22 - 25 of this catalogue.

Active clutch: when the lever is released the wheels and the attachment stop immediately whilst the engine keeps on running. Forward gear and PTO are engaged independently from each other. A **safety device** prevents the tiller from being activated when the reverse gear is engaged.



The differential lock: When the differential lock is engaged a straight and even forward movement is achieved, which makes the work easier. The differential lock lever is comfortably located on the handlebar.

The brakes, available as an option, are useful when working on slopes and make steering easier, especially with the heaviest attachments such as the all purpose flail or the power harrow. The brakes are engaged via two levers comfortably located on the handlebar and are fitted with a locking device so that they also function as parking brakes.

The drums are machined with a spindle-turning device to ensure perfect braking.



* Gross Power


Walking tractors

About rotary tillers

Features and advantages of Grillo tillers




Grillo has a **wide range of tillers** to meet even the most demanding needs: from the **most compact** tiller ideal in narrow spaces to the **most robust** to thinly till the hardest soils and obtain the best seeding furrows. **All of Grillo tillers are reliable and robust**, equipped with an oil-bath transmission and tempered-steel tines. Special protections mounted on the tines shaft prevent soil residues or grass from getting into the transmission. Tines can be dismantled to make their sharpening easier. Tiller hoods are studied to ensure maximum safety for the operator.




STANDARD TILLER

Grillo offers a **wide range of tillers** with standard rotation. **Versatile and reliable**, available in two versions: **four-tine shaft** or **six-tine shaft**.






CONTRA-ROTATING TILLER




Grillo Contra-rotating tillers have tines and wheels moving in opposite directions to each other. This keeps the walking tractor **perfectly adherent to the ground and allows the operator to till more efficiently with minimum effort**. Contra-rotating tiller are particularly suitable for hard soils, where the ground is thinly tilled after the first pass already. The contra-rotating tiller is standard on the walking tractors G 45 and G 46.








DOUBLE ROTATION TILLER

The double rotation tiller combines the advantages of both the standard and the contra-rotating tiller. The double rotation tiller is equipped with a control to change the rotations of the tines, making it therefore possible to till any kind of soil (hard soil as well as soft and sandy soil). The "floating" tines perfectly till the soil both in standard and contra-rotation system.

			
		50 cm CONTRA-ROTATING tiller 4 x tines 26 cm diameter	50 cm CONTRA-ROTATING tiller 4 x tines 26 cm diameter
G 45	GR 200	✓	—
G 46	GX 200	—	✓

		978511 	994811 
		50 cm ADJUSTABLE tiller 4 x tines - 26 cm diameter with quick coupling A kit (929512) is available to adjust the tilling width at 37 cm.	58 cm ADJUSTABLE tiller 4 x tines - 26 cm diameter with quick coupling Tiller can be adjusted at 50 cm.
G 52	GR 200	✓	—
G 55	3000 GX 200	—	✓

		989011 	989111 
		70 cm ADJUSTABLE tiller 4 x tines 32 cm diameter Suitable for all kind of soils. It can be adjusted at 55 cm A kit (930312) is available to increase the tilling width at 85 cm.	70 cm ADJUSTABLE tiller 6 x tines 36 cm diameter It thinly tills the ground to obtain seeding furrows. Recommended for hard soils. It can be adjusted at 55 cm A kit (930212) is available to increase the tilling width at 85 cm .
G 131 BC	Vanguard 16	✓	✓

							
		<p>58 cm ADJUSTABLE tiller</p> <p>4 x tines 32 cm diameter</p> <p>Suitable for all kind of soils</p> <p>It can be adjusted at 37 and 47 cm.</p> <p>A kit (929112) is available to increase the tilling width at 68 cm.</p>	<p>68 cm ADJUSTABLE tiller</p> <p>4 x tines 32 cm diameter</p> <p>Suitable for all kind of soils.</p> <p>It can be adjusted at 37 – 47 and 58 cm.</p> <p>A kit (929612) is available to increase the tilling width at 77 cm.</p>	<p>70 cm ADJUSTABLE tiller</p> <p>6 x tines 32 cm diameter</p> <p>It thinly tills the ground to obtain seeding furrows Recommended for medium and hard soils. It is not recommended for wet and clay soils.</p> <p>It can be adjusted at 47 and 58 cm.</p> <p>A kit (929312) is available to increase the tilling width at 83 cm.</p>	<p>68 cm ADJUSTABLE CONTRA-ROTATING tiller</p> <p>4 x tines 32 cm diameter</p> <p>It is particularly recommended for hard soils. Tines and wheels move in opposite directions to each other, keeping the walking tractor perfectly adherent to the ground and allowing the operator to till more efficiently with minimum effort. It is not recommended for sandy soils.</p> <p>It can be adjusted at 37 – 47 and 58 cm.</p>	<p>68 cm ADJUSTABLE tiller with BIGGER TINES</p> <p>4 x tines 34 cm diameter</p> <p>It is suitable for all kind of soils to reach a greater tilling depth. Tines are bigger and the tiller is equipped with a new spur, allowing the walking tractor to till more efficiently and to be steadier on the ground.</p> <p>It can be adjusted at 47 and 58 cm.</p> <p>Extensions (929711) are available for the G 110 with KD15 440 engine only to increase the tiller width up to 85 cm</p>	<p>60 cm tiller DOUBLE ROTATION TILLER</p> <p>4 x tines 26 cm diameter</p> <p>Suitable for any kind of soil. The tiller rotation is chosen via a lever placed on the hood.</p>
G 84	GX 200	✓	—	—	—	—	✓
G 85d	GR 300	✓	✓	✓	✓	—	✓
	EX 27	✓	✓	✓	✓	—	✓
	KD15 350	✓	✓	✓	✓	—	✓
G 107d	EX 27	✓	✓	✓	✓	—	—
	KD15 440	✓	✓	✓	✓	✓ (wheels 5.00-10 needed)	—
G 108	GX 270	✓ (with tiller coupling kit)*	✓ (with tiller coupling kit)*	✓ (with tiller coupling kit)*	✓ (with tiller coupling kit)*	—	—
G 110	GX 390	✓ (with tiller coupling kit)*	✓ (with tiller coupling kit)*	✓ (with tiller coupling kit)*	✓ (with tiller coupling kit)*	✓ (with tiller coupling kit)*	—
	KD15 440	✓ (with tiller coupling kit)*	✓ (with tiller coupling kit)*	✓ (with tiller coupling kit)*	✓ (with tiller coupling kit)*	✓ (with tiller coupling kit)*	—

(*) Code 946311



Rotary tiller support wheel.

The optional transport wheel is fitted on the rear of the tiller by a quick spring pivot. It raises the rotavator off the ground for easy manoeuvring from storage to work area.

Fitted in: G 55 - G 84 - G 85d - G 107d - G 108 - G 110 - G 131 BC



Rotary cutter

To be used for cutting grass in gardens and orchards. The transmission is in oil bath with conic gears. It can be used with side slides or a pivoting wheel. It is equipped with a safety blade brake.

Fitted in: G 52 - G 55 (50 cm)
G 85d - G 107d - G 108 - G 110 (75 cm)



85 cm All purpose flail - 68 cm All purpose flail

Recommended for cutting high grass, canes etc. It is fitted with a y-shaped tine roller. The transmission is in oil bath with conic gears. The cutting height is adjustable.

Option: Scarifier kit for all purpose flail 68 cm.

Fitted in: G 110 - G 131 **85 cm All purpose flail**
Fitted in: G 85d - G 107d - G 108 - G 110 **68 cm All purpose flail**



Adjustable and tilting sweeper

Excellent for clearing powder snow and perfect for general sweeping and clearing applications in city areas such as pavements, streets, cycling lanes and car parks. It is equipped with a 400 mm roller made of strong and flexible polypropylene bristles. The sweeper runs on pivoting wheels for easy height selection to get the ideal working condition. The transmission gearbox is in oil bath. A lever adjusts by 25% the left and right working angle.

Fitted in: G 52 - G 55 (80 cm)
G 85d - G 107d - G 108 - G 110 (100 cm)
G 131 BC (120 cm)



Single plough and turn-wrest 180° plough

The primary purpose of ploughing is to turn over the upper layer of the soil, bringing fresh nutrients to the surface, while burying weeds and the remains of previous crops and allowing them to break down. Bigger wheels and wheel weights are suggested.

The turn-wrest 180° plough has two plough shares, one rolls the earth right and the other rolls it left.

Fitted in: G 55 - G 85d - G 107d - G 108 - G 110 - G 131 BC



Adjustable furrower and furrower behind the rotary tiller

These implements carry out accurate furrows of any dimension. The furrower behind the rotary tiller slots into the back of the rotary tiller so enabling rotavating and ridging in one pass.

Fitted in: G 45 - G 46 - G 52 (furrower behind the rotary tiller)
G 55 - G 84 - G 85d - G 107d - G 108 - G 110 - G 131 BC (adjustable furrower and furrower behind the rotary tiller)



Potato lifter

Fitted on the back, enables the process of quickly harvesting small crops of root vegetables such as potatoes.

Fitted in: G 85d - G 107d - G 108 - G 110 - G 131 BC



Cutter bars

Several types of cutter bar are available to meet various demands of cutting any height and density of growth in rough areas, orchards or for mowing grass for fodder. Oil bath actions are required for intensive use of the machine. The action, fitted on anti-vibrating elements, prevents long grass etc from wrapping round wheel axles. The cutter bar teeth have a special profile for a perfect cut. They are made of special hardened steel. The bar holding-down clamps can be adjusted.

Fitted in: G 52 - G 55 - G 84 - G 85d - G 107d - G 108 - G 110 - G 131 BC



Two-stage snow thrower

The snow thrower is made of stainless steel components to guarantee resistance to wear and allow longevity. It is fitted with a flap on the top of the chute that determines the height of the discharged snow and is easily adjustable by a crank. The slides are also adjustable.

Fitted in: G 85d - G 107d - G 108 - G 110 (70 cm)
G 131 BC (80 cm)



Front blade

The front blade is ideal for clearing snow off ways. It is simple to use yet is able to move significant amounts of snow in a short time. It is entirely made of steel. A rubber end can be fitted to prevent pavings from being damaged. The angle of the blade can be adjusted from the operators position. The blade "floats" to follow the ground contours. It can be used to remove debris or level out sand or gravel.

Fitted in: G 52 (80 cm) G 55 (100 cm)
G 85d - G 107d - G 108 - G 110 - G 131 BC (125 cm)



Tipping towed trailer

It is fitted at the rear of the two wheel tractors by a cotter pin pivot. The trailer has a 150x100 cm surface, the loading bed is convertible and the rear border can be open. It is equipped with a driving seat, service brakes, rear lights support and foot support.

Fitted in: G 55 - G 85d - G 107d - G 108 - G 110 -
G 131 BC



Transport sully

It is attached to the rear part of walking tractors using a pivot with pin. It is equipped with brakes.

Fitted in: G 55 - G 85d - G 107d - G 108 - G 110 -
G 131 BC



Power harrow

It crumbles the clods into small pieces creating a fine, uniform tilth, ready for seeding. Particularly recommended for the soil preparation of lawns, sport facilities, vegetable gardens and whenever a very good tilling, land levelling and soil compaction in a single operation is required, even in small areas. The power harrow is ideal just after ploughing. It is fitted with a levelling mesh roller.

Fitted in: G 85d - G 107d - G 108 - G 110 (50 cm)
(Power harrow)
Fitted in: G 110 - G 131 BC (75 cm) (Power harrow)



Rotary plough

It ploughs and tills in a single pass and it is highly efficient even in the hardest grounds up to 30 cm in depth. Effortlessly it makes the soil ready for seeding. It can work in lawns and turf without running the risk of clogging and buries any weeds at the same time. With this implement you can also create little moats.

Fitted in: G 85d - G 107d - G 108 - G 110 - G 131 BC











Stone burier
















It ditches stones allowing the soil to be thrown on top and effectively burying the stones. The stone burier prepares a uniform ground ready for seeding and turfing. It is equipped with a mesh levelling roller. It can work up to 12 cm depth.

Fitted in: G 108 - G 110 (62 cm) (Stone burier)
Fitted in: G 131 BC (70 cm) (Stone burier)

These are just a few of the attachments that can be used with Grillo walking tractors!

Additional Attachments :
double-tiller, crusher, seeder, irrigation pump, swath rake, spraying group, stump cutters... .

Specifications		G 45	G 46	G 52	G 55		G 84
	Engine	GR 200 Grillo	GX 200 Honda	GR 200 Grillo	3000 Kohler	GX 200 Honda	GX 200 Honda
	Power output Cubic capacity / cylinders	HP 5.5 kW 4.1 196/1	HP 5.5 kW 4.1 196/1	HP 5.5 kW 4.1 196/1	HP 5.5 kW 4.1 196/1	HP 5.5 kW 4.1 196/1	HP 5.5 kW 4.1 196/1
	Fuel Tank capacity	Petrol 3 L	Petrol 3,1 L	Petrol 3 L	Petrol 3,6 L	Petrol 3,1 L	Petrol 3,1 L
	Starter	Manual	Manual	Manual	Manual	Manual	Manual
	Air filter	In oil bath	In oil bath	In oil bath	In oil bath	In oil bath	In oil bath
	Available wheels (DF) fixed disks (DR) adjustable disks	4.00-8 (DF)	4.00-8 (DF)	13x5.00-6 (DF)	4.00-8 (DF) 16x6.50-8 (DF) 5.00-10 (DR) for the plough kit 5.00-12 (DR)		4.00-8 (DF)
	Gears and speeds in the two wheel tractor function	with wheels 4.00-8 I 1,6 R I 2,5	with wheels 4.00-8 I 1,6 R I 1,6	with wheels 13x5.00-6 I 1,4 R I 2,2	with wheels 4.00-8 I 1,1 II 2,6 R I 1,1 R II 2,6	with wheels 4.00-8 I 1,1 II 2,6 R I 1,1 R II 2,6	
	Gears and speeds in the sickle bar function	/	/	with wheels 13x5.00-6 I 2,2 R I 1,4	with wheels 4.00-8 I 1,1 II 2,6 R I 1,1 R II 2,6	with wheels 4.00-8 I 1,1 II 2,6 R I 1,1 R II 2,6	
	Differential lock	/	/	/	/	/	
	Breaks	/	/	/	/	/	
	Rotary tiller width Standard	50 cm	50 cm	50 cm	58 cm	58 cm	
	Tines diameter Standard	26 cm	26 cm	26 cm	26 cm	32 cm	
	Implement coupling	Quick coupling	Flange	Quick coupling	Quick coupling	Flange	
	Handlebars	Height adjustable and fitted on antivibration elements	Height and side adjustable	Height and side adjustable, 180° reversible, fitted on antivibration elements	Height and side adjustable, 180° reversible, fitted on antivibration elements		Height and side adjustable, 180° reversible, fitted on antivibration elements
	Weight (with standard wheels and rotary tiller)	82 kg	98 kg	67 kg	86 kg	87 kg	105 kg

G 85d			G 107d		G 108	G 110		G 131 BC			
GR 300 Grillo	EX 27 Grillo	KD15 350 Kohler	EX 27 Grillo	KD15 440 Kohler	GX 270 Honda	GX 390 Honda	KD15 440 Kohler	Vanguard 16 Briggs & Stratton			
HP 9.3 kW 6.8 302/1	HP 8.3 kW 6.1 265/1	HP 7.5 kW 5.5 349/1	HP 8.3 kW 6.1 265/1	HP 11 kW 8.1 441/1	HP 8.4 kW 6.3 270/1	HP 11.7 kW 8.7 389/1	HP 11 kW 8.1 441/1	HP 14 (16*) kW 10.3 479/2			
Petrol 6,1 L	Petrol 6,1 L	Diesel 4,3 L	Petrol 6,1 L	Diesel 5,0 L	Petrol 5,3 L	Petrol 6,1 L	Diesel 5,0 L	Petrol 8,5 L			
Manual	Electric start + Manual	Manual or Electric start + Manual	Manual or Electric start	Manual or Electric start + Manual	Manual	Manuall	Electric start + Manual	Electric start + Manual			
Dryflow	Dryflow	In oil bath	Dryflow	In oil bath	In oil bath	In oil bath	In oil bath	Dryflow			
4.00-8 (DF) 4.00-10 (DF e DR) 5.00-10 (DR) for the plough kit 5.00-12 (DR) 40x10cm (DF) steel wheels 20x10.00-8 (DF) Garden 21x11.00-8 (DF) Agri wheels			4.00-8 (DF) 4.00-10 (DF e DR) 5.00-10 (DR) for the plough kit 5.00-12 (DR) 40x10cm (DF) steel wheels 20x10.00-8 (DF) Garden 21x11.00-8 (DF) Agri wheels		4.00-10 (DR) 5.00-10 (DR) 5.00-12 (DR) 40x10cm (DF) steel wheels 20x10.00-8 (DF) Garden 21x11.00-8 (DF) Agri wheels		4.00-10 (DR) 5.00-10 (DR) 5.00-12 (DR) 40x10cm (DF) steel wheels 20x10.00-8 (DF) Garden 21x11.00-8 (DF) Agri wheels		5.00-12 (DR) 6.5/80-12 (DR) 46x12cm (DF) steel wheels		
with wheels 4.00-8	I 1,1 II 2,6 RM I 1,1 RM II 2,6		with wheels 4.00-10	I 1,2 II 2,2 III 3,3 R I 1,2 R II 2,2 R III 3,3	with wheels 5.00-10	I 1,3 II 2,4 III 4,3 R I 0,7 R II 1,5 R III 3,2	with wheels 5.00-10	I 1,3 II 2,4 III 4,3 R I 0,7 R II 1,5 R III 3,2	with wheels 5.00-12	I 1,2 II 2,4 III 3,4 IV 7,1 RM I 1,7 RM II 3,5	
with wheels 4.00-8	I 1,1 II 2,6 RM I 1,1 RM II 2,6		with wheels 4.00-10	I 1,2 II 2,2 III 3,3 R I 1,2 R II 2,2 R III 3,3	with wheels 5.00-10	I 1,3 II 2,4 III 4,3 R I 0,7 R II 1,5 R III 3,2	with wheels 5.00-10	I 1,3 II 2,4 III 4,3 R I 0,7 R II 1,5 R III 3,2	with wheels 5.00-12	I 1,7 II 3,5 RM I 1,2 RM II 3,4	
Yes			Yes		Yes		Yes		Yes		
Optional			Optional		Standard equipment		Standard equipment		Optional		
58 cm			68 cm		68 cm		68 cm		70 cm		
32 cm			32 cm		32 cm		32 cm		32 cm (4x tines) - 36 cm (6x tines)		
Flangie Optional quick coupling			Flangie Optional quick coupling		Flangie Optional quick coupling		Flangie Optional quick coupling		Flange		
Height and side adjustable, 180° reversible, fitted on antivibration elements			Height and side adjustable, 180° reversible		Height and side adjustable, 180° reversible, fitted on antivibration elements		Height and side adjustable, 180° reversible, fitted on antivibration elements		Height and side adjustable, 180° reversible		
127 kg	134 kg	127 kg (AV) 144 kg (AE)	122 kg (AV) 137 kg (AE)	148 kg (AV) 162 kg (AE)	132 kg	138 kg	164 kg	195 kg			

* Gross Power

Grillo walking tractors are suitable for all year round operation



During spring, with rotary tillers and furrowers, the soil is pulverised and ready for seeding.



During summer, tilling between the rows makes the soil soft and free from weeds, allowing moisture and water to penetrate the land.



During autumn you can till the cultivated soil to break the remains of previous crops into small pieces, thus bringing fresh nutrients which are needed in the following spring.



During winter the Grillo two wheel tractors, fitted with snow throwers, sweepers and front blades, clear snow from parkways and streets.

Beyond the product values that make the difference!



After sales service

The customer care service is aimed at giving fast and effective answers to our customers' requests.

Warranty and Spare parts Service

Warranty and spare parts service A lifetime guaranteed value

High-quality components quickly available even for 30-year-old machines.

Grillo dealers

Grillo dealers will help you with quality and courtesy to make the right choice according to your needs.



www.grillospa.it

e-mail: grillo@grillospa.it

Tel. (0039) 0547.633111

Fax (0039) 0547.632011

www.grillofrance.fr

www.grilloagrigarden.co.uk

www.grillodeutschland.de

www.grilloagrigarden.ru

Dealer

In his pursuing of constant development of his products, Grillo Spa reserves for himself the right to change the technical specifications and the illustrations on this document, at any given moment and without notice and without any kind of obligation. All the pictures characteristics are not contract-binding.