



MAINTENANCE

RELEASE 2018



passion for sports grounds

OVERVIEW ROUTINE MAINTENANCE

Soft ground driven rotary brushes and adjustable sieves are the features of the Routine Maintenance equipment range. Picked up infill material is cleaned from debris and is returned evenly. A constant amount of infill material in the sieve tray is the keypoint of the redistribution process and ensures a perfectly levelled pitch.

ATTENTION:

Beside the usage of the Routine Maintenance equipment it is highly recommended to contact your installer or service contractor for the Advanced Maintenance.

ROUTINE MAINTENANCE



Inspection of Lines/Seams



Top Cleaning of the Surface



Levelling/Redistribution of the Infill



Brushing of the Fibre

ADVANCED MAINTENANCE



Decompacting



Retopping



Deep Cleaning/Vacuuming



Seasonal Maintenance



Treatment against moss

OVERVIEW ROUTINE AND ADVANCED MAINTENANCE

Powered rotary brushes, adjustable sieves and vacuum turbines are the features of the Advanced Maintenance equipment range. Picked up infill material is cleaned from dust and debris and is returned evenly. Besides the redistribution and the levelling of the infill, decompacting and retopping with manual or attached spreaders complete the program.

MAINTENANCE OF ARTIFICIAL TURF



CONTENTS

SportChamp		
SC3D4HL	Multifunctional ride-on machine for the advanced maintenance of artificial turf	P. 06
SC2D/SC2BL	Multifunctional ride-on machine for the advanced maintenance of artificial turf	P. 08
SC2BL/E	Ride-on machine for the cleaning and care of artificial turf	P. 16
TurfBoy		
TB2	Ride-on machine for the cleaning and care of infilled artificial turf	P. 20
TB2T	Ride-on machine for the cleaning and care of non-infilled artificial turf	P. 20
TB1	Ride-on machine for the care of artificial turf	P. 22
CareMax		
CM2B	Ride-on machine for the cleaning and care of artificial turf	P. 24
CM1	Ride-on machine for the care of artificial turf	P. 26
TurfKing		
TK1100/TK1502	Tractor device for the cleaning and care of artificial turf	P. 28
TurfCare		
TCA1400	Ground driven, tow-behind device for the cleaning and care of artificial turf	P. 30
TCA500	Ground driven, tow-behind device for the cleaning and care of artificial turf	P. 32
TCA2000	Ground driven, tow-behind device for the cleaning and care of artificial turf	P. 32
TurfSoft		
TS2	Machine for the cleaning and care of artificial turf	P. 34
TS3	Machine for the cleaning and care of artificial turf	P. 34
TurfScout		
TS1400	Ground driven, tow-behind device for the cleaning and care of artificial turf	P. 36
CarpetWonder		
CW95	Machine for the cleaning of indoor tennis court surfaces with rubber granules	P. 38
TurfTuner		
TT1600	Tow-behind device for loosening and brushing of artificial turf	P. 40
Triangle brush		
DB1600	Triangle brush for artificial turf	P. 42

SportChamp

SC3D4HL

Multifunctional ride-on machine for the advanced maintenance of artificial turf.

The new SportChamp SC3D4HL offers a wide range of tasks for maintaining different synthetic sports surfaces in sports facilities. By the use of different attachments all synthetic sport surfaces can be cleaned and maintained according to the manufacturer's guidelines and beyond that for an efficient and economic upkeep of the surface.

The operating principle of the SportChamp SC3 has not changed:

In a single operation, SportChamp levels the infill material of filled surfaces with its steerable, low-wear brush and eliminates contamination at the same time. Thus the infill material will be loosened and the fibre will be put upright again. Impurities will be vacuumed into a large-volume filter box during the surface maintenance. The robust filter unit with high pulling power is controlled automatically and cleaned within minutes. Since the filter box opens for emptying automatically, you must no longer remove it for emptying.

With its effective working width of 1,100 mm, and the wide range of attachments, SC3D4HL will facilitate and accelerate all necessary care tasks.

Art.-No. 8800090

Drive	3-cylinder diesel engine, water-cooled, 22 HP
Traction drive	Hydrostatic, speed up to 10 km/h Hydraulic lifting device for accessory attachments and filter box; Differential lock
Capacity of tank	approx. 30 litres
Brush working width	depending on brush: 900 - 1,600 mm
Weight	from approx. 680 kg
Dimensions	L 2,800 x W 1,320 x H 1,283 mm

Subject to technical alterations



NEW EQUIPMENT.

Filter box with larger capacity, automatically cleaning filter and self closing tailgate.



EASY HANDLING.

Controls and EcoBoost Drive, clearly arranged for intuitive handling.



REFUELLING.

Filler neck outside for 30 liter fuel tank



SportChamp

SC2D/SC2BL

Multifunctional ride-on machine for the advanced maintenance of artificial turf

The SportChamp, the leading machine in the world market, is the solution for the maintenance of different synthetic sport surfaces within a sports facility. By the use of different attachments all synthetic sport surfaces can be cleaned and maintained according to the manufacturer's instructions and beyond that for an efficient and economic upkeep of the surface.

During weekly use, the SportChamp levels the infill material of filled surfaces with the rotary brush and eliminates contamination at the same time. Thus the infill material will be loosened and the fibre will be put upright again.

Fibres lying loosely on the turf and even well-rehearsed fine dirt will be vacuumed in a large-volume filter box during the surface maintenance by the proven extraction system. The filter unit is controlled automatically and cleaned within minutes. It will be evacuated - controlled hydraulically - quite conveniently while sitting on the driver seat.


Numerous attachments facilitate and expedite the necessary maintenance tasks. The range includes attachments for the winter services and the refilling of infill material, for the removal of leaves, the loosening of extreme compaction and the spraying of care products. The application area of the SportChamp is enlarged by additional attachments for non-infilled artificial turf, synthetic sports surfaces or sidewalks. Thereby it is the multifunctional care and maintenance machine for your sports facility.

Beside the classic, weekly maintenance tasks the SMG SportChamp can additionally carry out the annual basic and deep cleaning.



CLEARLY.

Display with operating hours for maintenance intervals including errorcode notification for monitoring all functions.



CONVENIENT.

Vibrator sieve adjustable from 4 - 10 mm, cleans dirt out of the infill material with simultaneous repatriation.



GENTLY.

Tires especially for use on turf ensure low pressure on the ground.





SC3D4HL/SC2D/SC2BL ATTACHMENTS



Rotating brush 1,000 mm

Art.-No. 6400029



Rotating brush 1,500 mm

Art.-No. 6400017



Opposed brush

Art.-No. 6400177



Decompacting brush

Art.-No. 6400132



Rotating brush 1,100 mm

Art.-No. 6211213



Rigid brush - Front-mount attachment

Art.-No. 6400093



Sweeping brush

Art.-No. 6400027



Oscillating brush OS1100

Art.-No. 6217216

SportChamp



SC3D4HL/SC2D/SC2BL ATTACHMENTS



Spreading device 800 mm

Art.-No. 6400133



Spreading device 1,400 mm

Art.-No. 6400167



Snow blower device

Art.-No. 6400012



Snow plough

Art.-No. 6400039



BeltSpreader BS800

Art.-No. 6221306



Vacuum hose

Art.-No. 6400125



Foliage vacuum device

Art.-No. 6400112



Spray device

Art.-No. 6400025

SportChamp



SC3D4HL/SC2D/SC2BL ATTACHMENTS



RotoTine RT900

Art.-No. 6223272



TurfCare TCA1400

Art.-No. 6400160



TurfScout TS1400

Art.-No. 6220075



TurfTuner TT1600

Art.-No. 6215153




Levelling brush device

Art.-No. 6220935



Levelling brush-/decompacting device

Art.-No. 6220935 + 6223425 or with additional brush available Art.-No. 6220935 + 6221475



Magnet bar for artificial turf maintenance

Art.-No. 6220297

SportChamp

SC2BL/E

Ride-on machine for the cleaning and care of artificial turf.

Fully artificial grass surfaces and synthetic surfaces, like athletics tracks, need regular cleaning and maintenance so that they retain their high standard for sporting activities. SportChamp SC2BL/E is an ideal partner for protecting sports grounds.

Only the SportChamp SC2BL/E is capable of cleaning and maintaining artificial grass surfaces so thoroughly and carefully. Dust, ball felt and other loose particles of dirt are brushed up without damaging the carpet pile and picked up and deposited in the large filter box by the powerful suction turbine where the filter cleanly separates them from the surrounding air. Dirt particles are very easily removed from the surface of the carpet covering as well as from deeper layers.

Rotating brushes ensure an exemplary degree of cleanliness and straighten out the carpet fibres, which are subjected to exceptionally hard wear, in an extraordinarily short time. SportChamp SC2BL/E, with its hydrostatic drive cleans and maintains in one pass, and this is precisely why the performance of this machine is so outstanding.

Cleaning a hockey field with the SportChamp SC2BL/E takes less than an hour. With the front-mounted brushes you get into every corner so that the whole pitch is clean, while the hydraulic side brushes move the dirt away along such obstructions as pitch-side boarding and rainwater channels and effectively disposes of it.



SportChamp

SERIES



SC3D4HL



SC2D



SC2BL



SC2BL/E

Article Number	8800090	8800071	8800081	6400092
Drive	3-cylinder diesel engine, water-cooled, 18.4 kW (22 HP)	3-cylinder diesel engine, water-cooled, 14.9 kW (20 HP)	2-cylinder petrol engine, air-cooled / 18.4 kW (22 HP)	2-cylinder petrol engine, air-cooled / 18.4 kW (22 HP)
Traction drive	Hydrostatic, speed up to 10 km/h	Hydrostatic, speed up to 10 km/h	Hydrostatic, speed up to 10 km/h	Hydrostatic, speed up to 10 km/h
Hydraulic	Hydraulic lifting device for accessory attachments and filter box; differential lock	Hydraulic lifting device for accessory attachments and filter box; differential lock	Hydraulic lifting device for accessory attachments and filter box; differential lock	Hydraulic lifting device for accessory attachments and filter box
Capacity of tank	approx. 30 litres	approx. 17 litres	approx. 30 litres	30 litres
Working width	depending on brush: 900 - 1,600 mm	according to brush: 900 - 1,600 mm	according to brush: 900 - 1,600 mm	950 mm, with side-brush approx. 1,200 mm
Weight	805 kg	approx. 630 kg	725 kg	620 kg
Dimensions	L 2,800 x W 1,320 x H 1,283 mm	L 2,300 x W 1,200 x H 1,560 mm	L 2,300 x W 1,150 x H 1,550 mm	L 2,300 x W 1,150 x H 1,520 mm

Subject to technical alterations





SC2BL/E ATTACHMENTS



Cleaning brush for nonfilled artificial turf PGD900

Art.-No. 6400091



Cleaning brush for filled synthetic grass PGSG

Art.-No. 6400087



TurfScout TS1400

Art.-No. 6220075



TurfTuner TT1600

Art.-No. 6215153



TurfCare TCA1400

Art.-No. 6400160



Rigid brush device

Art.-No. 6220864



Levelling brush device

Art.-No. 6220935



Levelling brush-/decompacting device

Art.-No. 6220935 + 6223425 or with additional brush available Art.-No. 6220935 + 6221475



BeltSpreader BS800

Art.-No. 6221306



Magnet bar for artificial turf maintenance

Art.-No. 6220297

TurfBoy

TB1

Ride-on machine for the care of artificial turf.

TurfBoy TB1 is driven by a 1-cylinder 15.5 HP air-cooled petrol engine. The ground-driven rotary brush eliminates suspended particles, abrasion and dirt particles from the top surfaces. Its working width is 700 mm.

The vibrating screen can be precisely adjusted, with variable settings from 4 to 10 mm, depending and in accordance with the condition of the infill material.

The now cleaned infill material will be dosed and returned to the system as well as the fibre will be put upright again.

TurfBoy TB1 is equipped with a fold-out drag brush and a hitch to pull additional attachments like triangular brush DB1600, TurfCare TCA1400 or a ground-driven spreader. TurfBoy TB1 is equipped with a rake and a perforated shovel for infill to clean the edges.


Art.-No. 6400285

Drive	1-cylinder petrol engine, air-cooled / 12 kW (15,5 HP)
Traction drive	hydrostatic, driving speed up to 9 km/h
Working width	700 mm
Weight	315 kg
Dimensions	L 2,000 x B 900 x H 1,200 mm

Subject to technical alterations



SMOOTH ADJUSTABLE.
Vibrator sieve adjustable from 4 - 10 mm, cleans dirt out of the infill material with simultaneous repatriation.



INTEGRATED.
Rake and a perforated shovel for infill to clean the edge areas.



TurfBoy

ATTACHMENTS



BS800

Art.-No. 6221306



DB1600

Art.-No. 6211805



CareMax

CM2B

Ride-on machine for the cleaning and care of artificial turf.


CareMax CM2B can perform several proven functions for the efficient cleaning and maintenance of infilled artificial turf pitches. Driven by a water-cooled petrol engine with 22 HP the compact machine manages the cleaning and maintenance of a typical sized pitch in relatively short time. Variable settings of the vibrating screen (from 4 to 10 mm) that can be optimally adapted to the conditions of infill guarantee perfect results. This brush is also depth adjustable.

CareMax CM2B is equipped with oscillating suspended triangular brushes mounted underneath the machine as well as a rear-mounted drag brush providing a working width of 2,400 mm. CareMax CM2B and its integrated proven technology will assure that the physical performance characteristics of the artificial turf will be maintained at all times. The rear-mounted accessory can be lifted hydraulically for transport. Two guide pulleys/transport rollers enable precise operation along sideboards and gentle storing of the brushes.

Art.-No. 6400203

Drive	3 cylinder diesel engine, water-cooled 14.4 kW (20 HP)
Traction drive	hydrostatic, driving speed up to 15 km/h
Filter box	permanent filter with continuous dedusting
Rotating brush	working width 1,100 mm
Working width	2,400 mm
Weight	500 kg
Dimensions	L 1,890 x W 940/990 x H 1,210 mm

Subject to technical alterations



WINGSPAN.

Drag brush for the maintenance process (working width 2,400 mm), adequate adjustable steel tines for loosening of the infilling material.



FILTER.

Permanent filter with continuous dedusting of filtered suspended particles.



TURFKING (TK1100).

Rear-mount attachment with integrated rotary brush, drag brush and guide pulley.



CareMax

CM1

Ride-on machine for the care of artificial turf.

CareMax CM1 is driven by a 3-cylinder 17 HP watercooled diesel engine. The 3 ground-driven rotary brushes eliminate suspended particles, abrasion and dirt particles from the top of surfaces. Its working width is 2,000 mm.

The 3 vibrating screens can be precisely adjusted, with variable settings from 4 to 10 mm, depending and in accordance with the condition of the infill material.

The now cleaned infill material will be dosed and returned to the system as well as the fibre will be put upright again.

CareMax CM1 is equipped with a rake and a perforated shovel for infill to clean the edges.


Art.-No. 6220821

Drive	3-cylinder diesel engine, water-cooled, 17 HP
Traction drive	Hydrostatic
Working width	2,000 mm
Weight	400 kg
Dimensions	L 2,850 x W 2,180 x H 1,270 mm

Subject to technical alterations



SMOOTH ADJUSTABLE.
Vibrator sieve adjustable from 4 - 10 mm, cleans dirt out of the infill material with simultaneous repatriation.



WINGSPAN.
Working width 2,000 mm, for high area performance.



COMPACT.
Foldable rotary brushes for easy transportation and drive through doors and tight gates.



TurfKing

TK1100/TK1502

Tractor device for the cleaning and care of artificial turf.


TurfKing TK1502 brush and vacuum system guarantees clean sports surfaces and optimum playing conditions. Conventional brush rows and/or drag mats are not suitable for thorough cleaning of floor coverings/deep cleaning and loosening of sand-filled and/or rubber-filled artificial turf. The 3-point rear-mount type accessory for compact tractors goes with any type of tractors with a power of at least 20 to 25 HP and combines all important basic functions in one machine. The device is compact and easy to connect.

With the TurfKing, the required working depth can be precisely set via adjusting spindles - for all work operations, so that each individual function can be separately adjusted and carried out to suit the corresponding turf conditions. The polyester filter cartridges that are used are designed for long-lasting use and are de-dusted continuously.

Art.-No. 6400136 (TK1100) / Art.-No. 6400148 (TK1502)

Working width	TK1100 = 1,100mm TK1502 = 1,500mm
Drive	PTO adaptor 540 rpm
Weight	TK1100 = 225 kg TK1502 = 270 kg
Dimensions	TK1100: L 950 x W 1,300 x H 830 mm TK1502: L 950 x W 1,700 x H 830 mm

Subject to technical alterations



GENTLY.
Working width of the steel tines are adjustable for gently loosening of the infilling material (optional).



SELF-CLEANING.
Permanent filter with continuous de-dusting of filtered suspended particles and fine dust.



COMPACT.
Dirt tub and drag brush.



TurfCare

TCA1400

Ground driven, tow-behind device for the cleaning and care of artificial turf.

TurfCare TCA1400 maintains any kind of infilled synthetic turf pitches. The wheel drive makes the equipment independent from any hydraulic or power shaft drives. Therefore the TurfCare can be pulled by various vehicles such as small compact tractors or quads.

The working depth can be precisely set and locked via two adjusting spindles.

The vibrating screen can be precisely adjusted with variable settings from 4 - 10 mm depending on the degree of pollution and the grid size of the infilling material.

For the pass of narrow doorways the two transport rollers can be fold out and the tow bar can be raised up.


Art.-No. 6400160

Working width	1,400 mm
Weight	170 kg
Dimensions	L 1,300 x W 1,800 x H 510 mm

Subject to technical alterations




SMOOTH ADJUSTABLE.
Vibrator sieve adjustable from 4 - 10 mm, cleans dirt out of the infill material with simultaneous repatriation.



TINES.
Working width of the steel tines are adjustable for gently loosening of the infilling material.



ONE OF A KIND.
Fold-out transport rollers for transverse drive through doors and tight gates.



TurfCare

TCA500



Ground driven, tow-behind devices for the cleaning and care of artificial turf.

TurfCare TCA500/2000 maintains any kind of infilled synthetic turf pitches. The wheel drive makes the equipment independent from any hydraulic or power shaft drives. Therefore the TurfCare can be pulled by various vehicles such as small compact tractors or quads.

The working depth can be precisely set and locked via two adjusting spindles.

The vibrating screen can be precisely adjusted with variable settings from 4 - 10 mm depending on the degree of pollution and the grid size of the infilling material.

For the pass of narrow doorways the two transport rollers can be fold out and the tow bar can be raised up.


Art.-No. 6215251

Working width	500 mm
Weight	70 kg
Dimensions	L 1,300 x W 900 x H 510 mm

Subject to technical alterations

TurfCare

TCA2000



TCA500



TCA2000

TurfSoft

TS2/TS3

Machines for the cleaning and care of artificial turf.

TurfSoft TS2 is a solution as simple as effective for the joy in the game and maintaining the value of small areas with infilled surfaces (sand and sand/rubber). Using this machine you can eliminate suspended particles, abrasion and dirt particles from the top surfaces. The manoeuvrable TurfSoft is ideal for areas with little space to move, where stairs, steps and narrow doorways complicate the access to the artificial turf pitches.

TurfSoft is equipped with a petrol engine which controls three functions at the same time: the vibrating function of the sieve, the drive of the turbine and the rotation of the cleaning brush. With light pressure on the steering arm the brush steps into the turf and through the emerging feed it causes an easy and energy-saving operation.

You can easily clean the filter by turning the handwheel.



SMOOTH ADJUSTABLE.
Vibrator sieve adjustable from 4 - 10 mm, cleans dirt out of the infill material with simultaneous repatriation.



COMPACT.
Foldable steering arm for easy transport and storing in small places.



ALL-TERRAIN.
Double wheelset for easy performance on all artificial turfs.

Art.-No. 6400050 (TS2) / Art.-No. 6400120 (TS3)

Drive	1-cylinder petrol engine / 3.2 kW (4 HP)
Filter box	permanent filter approx. 5 m ²
Working width	800 mm
Weight	approx. 85 kg
Dimensions	L 800 x W 1,000 x H 570 mm

Subject to technical alterations



TURFSOFT TS3

TurfSoft TS3 is developed for the cleaning of infilled artificial turf pitches along boards, fences or corner blocks. Equipped with a hinged side broom the TurfSoft TS3 eliminates the dirt even in areas which are difficult to access. If the side broom is not used, it can be easily folded.



TurfScout

TS1400

Ground driven, tow-behind device for the cleaning and care of artificial turf.

The TurfScout TS1400 cleans and maintains the surface of sand and rubber infilled artificial turf pitches. Due to its wheel drive the TurfScout TS1400 is independent of any hydraulic or power shaft drives. The three-point hitch with integrated tow bar additionally enables the use with any kind of lawn or compact tractors.

Both the working depth of the brush and the variable settings of the stainless steel sieve trays are adjustable. Hence, the TS1400 can be precisely adjusted according to the degree of the surface pollution and the grid size of the infill material. If the sieve tray is being replaced by a sieve plate, the TurfScout also cleans non-filled artificial turf. The compact dimensions enable passing of narrow doorways.

The TurfScout TS1400 is the perfect "aide" for all types of artificial turf maintenance equipped with a dirt pan to empty the trays, a rake and a infill shovel for working in border and goal areas and penalty spots.

Art.-No. 6220075

Working width	2x 700 mm
Weight	165 kg
Dimensions	L 1,400 x W 1,800 x H 900 mm

Subject to technical alterations



SMOOTH ADJUSTABLE.
Vibrator sieve adjustable from 4 - 10 mm, cleans dirt out of the infill material with simultaneous repatriation.



COMPACT.
Through foldable brush units the transportation is facilitated.



COMBINED.
2 in 1 three-point hitch and tow bar.



CarpetWonder

CW95

Machine for the cleaning of indoor tennis court surfaces with rubber granules.

CarpetWonder is a multi-functional machine for cleaning, picking up granulate from around the playing area, ball abrasion and other dirt particles, such as small stones, and for returning the exact quantity of granulate back to the carpet. This is all done by this special machine in one process.

With its effective brush roller and an enormous working width, despite its compactness, the CarpetWonder is very easy to move and turn and therefore, far superior to other cleaning machines.

The silent operation allows tennis teams on the neighbouring court concentrate on their match without being disturbed.

Art.-No. 6400110

Drive	AC-current engine 1.5 kW (2 HP) with safety switch
Area performance	approx. 600 m ² /h
Filter	Permanent filter approx. 10 m ²
Weight	120 kg
Dimensions	L 1,180 x W 900 x H 1,100 mm

Subject to technical alterations




VIBRATING SIEVE.

The vibrating sieve separates dirt from the infill material with simultaneous repatriation and exhausts dust particles.



WORKING WIDTH.

Working width 700 mm for area performance up to 600 m²/h.



PRECISE.

The quantity of granules strewn can be accurately controlled by the adjustable speed of the vibrating screen.



TurfTuner

TT1600

Tow-behind device for loosening and brushing of artificial turf.


3-point rear-mount type accessory with variable hitches fits all commercially available utility tractors. It is used for loosening of infilled artificial turf and to straighten the fibres. The infill material is equalized with the trailing drag brush.

The working width is 1,600 mm, the working depth can be precisely regulated by two adjustment spindles. The tines can be replaced on request / if necessary by rows of brushes.



GENTLY.

6 rows of steel tines, working width precisely adjustable for gently and efficiently loosening of the infilling material.



STEADY.

Hand wheel with adjustment spindle lock mechanism for adjusting the working depth.



EASY TRANSPORTATION.


Trailing drag brush, can be folded.



Art.-No. 6215153

Working width	1,800 mm
Weight	135 kg
Dimensions	L 1,750 x W 1,850 x H 280 mm

Subject to technical alterations



Triangle brush

DB1600

Triangle brush for artificial turf.

Triangle brush for evenly levelled surfaces of filled artificial turf. Tow bar with removable draw bars and four transport rollers make the handling easy.



MOBILITY.

Easy transportation through transport rollers on both sides.



Art.-No. 6211805

Working width	1,600 mm
Weight	39 kg
Dimensions	L 1,850 x W 1,240 x H 270 mm

Subject to technical alterations





passion for sports grounds

SMG Sportplatzmaschinenbau GmbH

Robert-Bosch-Straße 3

DE - 89269 Vöhringen (Germany)

Tel + 49 (0) 73 06 / 96 65 - 0

Fax + 49 (0) 73 06 / 96 65 - 50

info@smg-gmbh.de

www.smg-gmbh.de

Owners:

Markus Owegeser, Tobias Owegeser, Daniel Owegeser